

Postsecondary Attainment Profile

BARRINGTON, RI

TOWN SNAPSHOT

	BARRINGTON	RI
WORKING-AGE POPULATION (AGE 25 – 64) ¹	8,477	559,348
ATTAINMENT RATE: ASSOCIATE DEGREE OR HIGHER (AGE 25 YEARS AND OVER) ¹	75%	42%
MEDIAN EARNINGS (AGE 25 YEARS AND OVER) ¹	\$72,003	\$45,211
UNEMPLOYMENT RATE (FEBRUARY 2021) ²	5%	8%

WORKING-AGE POPULATION¹

Age 25 and Over by Educational Attainment

	BARRINGTON	RI
NO HIGH SCHOOL DIPLOMA	3%	11%
HIGH SCHOOL & EQUIVALENT	10%	28%
SOME COLLEGE	12%	18%
ASSOCIATE	6%	8%
BACHELOR'S +	69%	34%

EDUCATION ATTAINMENT BY RACE/ETHNICITY¹

Barrington Population (Age 25 and Over) by Educational Attainment and Race

	AM. IND. /AK NATIVE		ASIAN		BLACK /AFRICAN AM.		NAT.HAW /OTHER P.I.		SOME OTHER RACE		TWO OR MORE RACES		WHITE	
	B	RI	B	RI	B	RI	B	RI	B	RI	B	RI	B	RI
NO HIGH SCHOOL DIPLOMA	0%	27%	0%	13%	28%	15%	0%	1%	0%	34%	3%	14%	3%	9%
HS GRAD & EQUIVALENT	0%	38%	9%	18%	3%	32%	0%	35%	0%	32%	0%	25%	11%	28%
SOME COLLEGE OR ASSOCIATE'S DEGREE	0%	20%	7%	16%	0%	32%	0%	27%	0%	23%	24%	31%	18%	26%
BACHELOR'S +	100%	15%	84%	52%	69%	21%	0%	38%	0%	10%	73%	30%	69%	36%

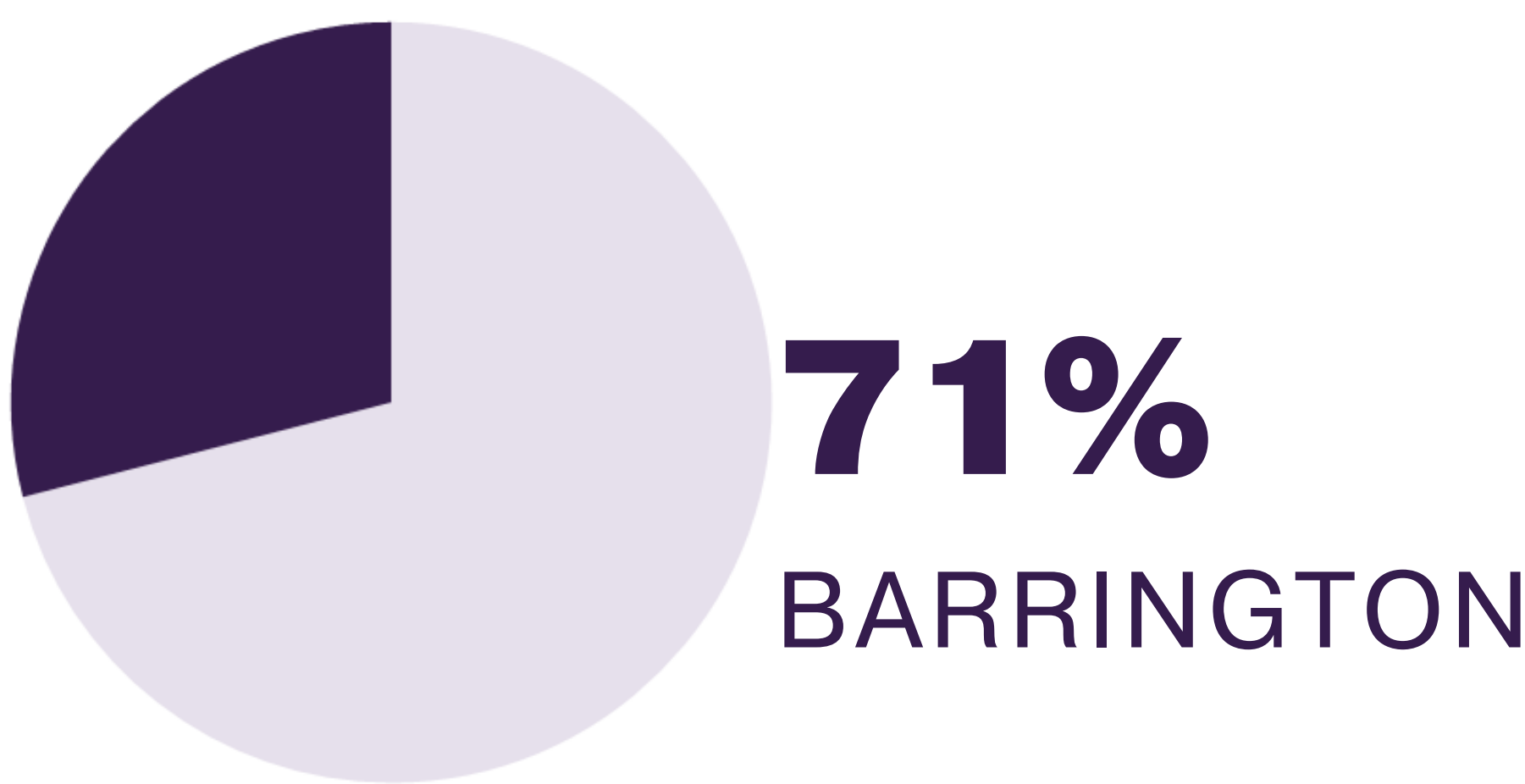
HISPANIC/LATINX POPULATION¹

Age 25 and Over by Educational Attainment

	BARRINGTON	RI
NO HIGH SCHOOL DIPLOMA	0%	26%
HIGH SCHOOL & EQUIVALENT	10%	36%
SOME COLLEGE OR ASSOCIATE'S DEGREE	22%	23%
BACHELOR'S +	68%	14%

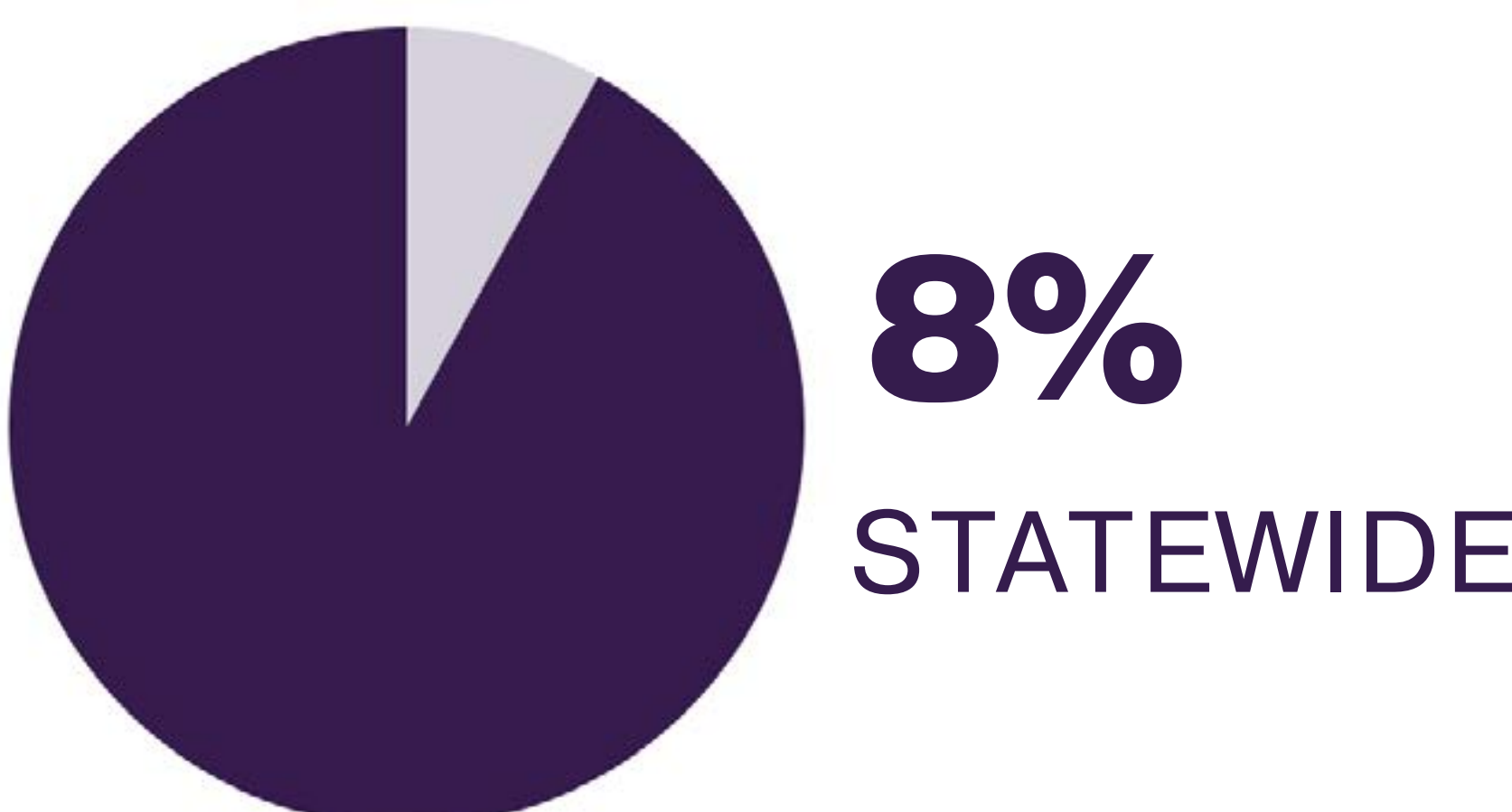
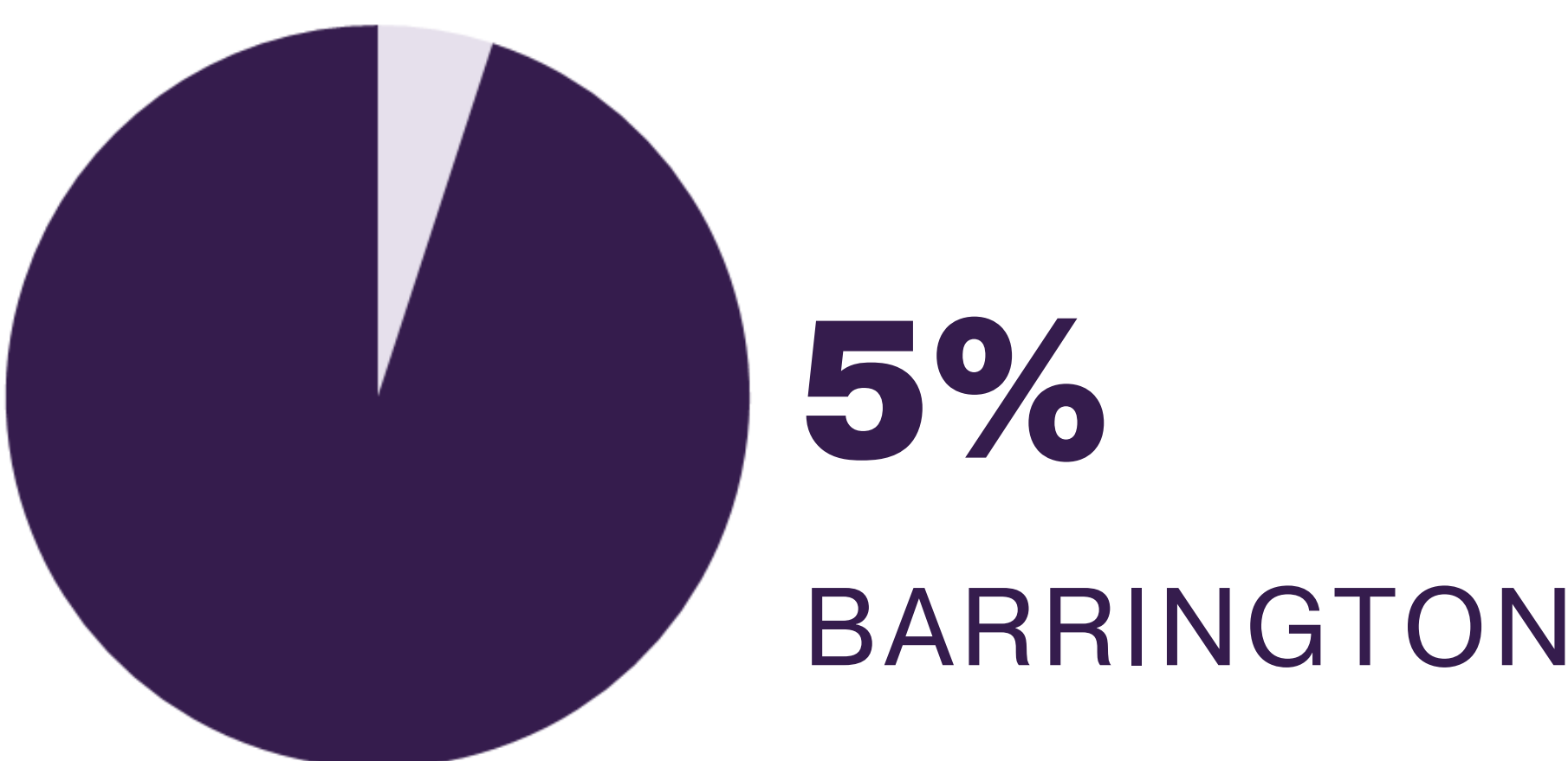
FAFSA COMPLETION RATES³

Through March 19, 2021



UNEMPLOYMENT RATES²

Through February, 2021



MEDIAN EARNINGS¹

Educational Attainment Age 25 and Over

	BARRINGTON	RI
NO HIGH SCHOOL DIPLOMA	\$50,324	\$27,880
HIGH SCHOOL & EQUIVALENT	\$34,375	\$36,009
SOME COLLEGE OR ASSOCIATE'S DEGREE	\$46,026	\$40,976
BACHELOR'S	\$71,700	\$56,642
GRADUATE/ PROFESSIONAL	\$100,236	\$76,777

POSTSECONDARY EDUCATION TRANSITION⁴

5,363 RHODE ISLAND HIGH SCHOOL STUDENTS ENROLLED IN A DUAL AND/OR CONCURRENT COURSE. OF THOSE, **201 (4%)** WERE **BARRINGTON STUDENTS.**

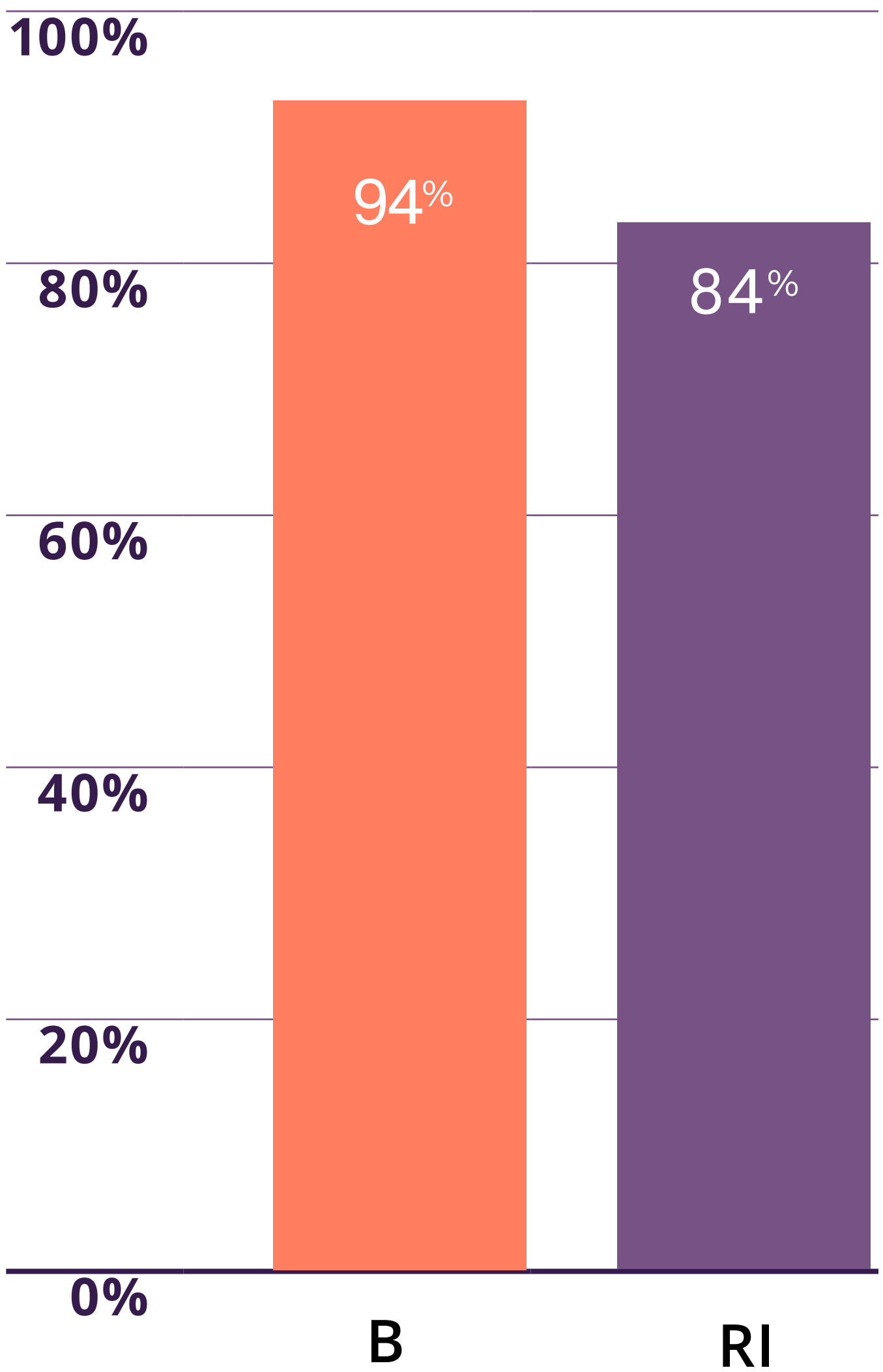
RI STATE SCHOLARSHIPS⁴

\$9,595,000 IN SCHOLARSHIPS WERE AWARDED TO **8,652** STUDENTS AT RHODE ISLAND'S 3 PUBLIC AND 9 PRIVATE INSTITUTIONS OF HIGHER EDUCATION IN ACADEMIC YEAR 2019-20. **\$1,109** WAS THE AVERAGE AWARD.

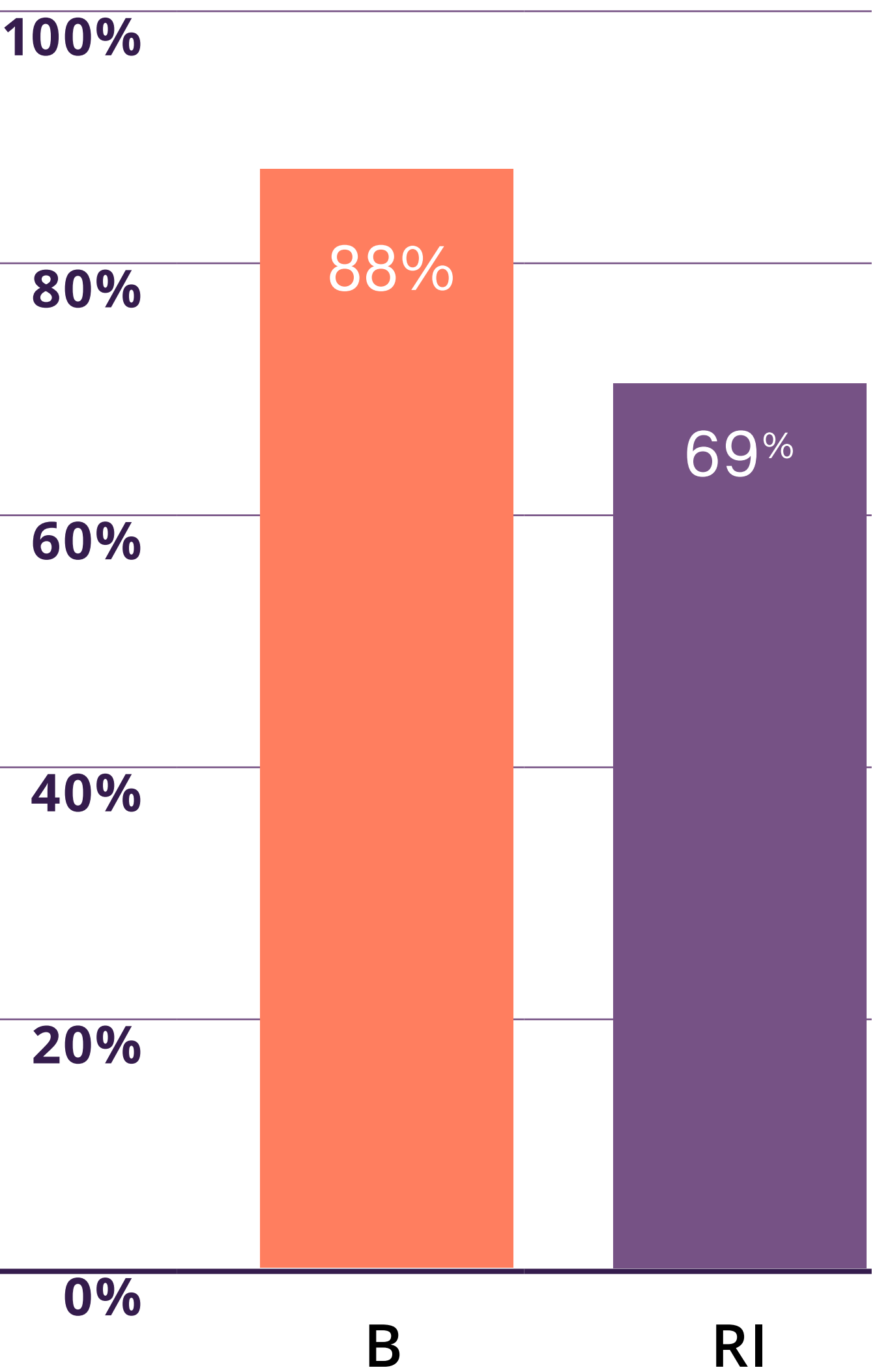
RI PROMISE⁶

CCRI ENROLLED **2,271 RI PROMISE FIRST-TIME FIRST YEARS** IN FALL 2020. **57%** OF FALL 2019 COHORT RETURNED IN FALL 2020.

GRADUATED FROM HIGH SCHOOL IN FOUR YEARS.⁵



ENROLLED IN POSTSECONDARY EDUCATION WITHIN ONE YEAR OF HIGH SCHOOL GRADUATION.⁵



DATA SOURCES

- ¹ 2015-2019 American Community Survey 5-Year Estimates Data Tables
- ² RI Department of Labor and Training Local Area Unemployment Statistics for February 2021
- ³ U.S. Department of Education's Office of Federal Student Aid
- ⁴ RI Office of the Postsecondary Commissioner
- ⁵ RI Department of Education 2019-2020 District Report Cards (graduation rates and postsecondary enrollment is based on 2018-19 public high school graduates)
- ⁶ Community College of Rhode Island Fall 2020 Rhode Island Promise Report to the Commissioner of Postsecondary Education