

Postsecondary Attainment Profile

CRANSTON, RI

CITY SNAPSHOT

	CRANSTON	RI
WORKING-AGE POPULATION (AGE 25 – 64) ¹	44,023	559,348
ATTAINMENT RATE: ASSOCIATE DEGREE OR HIGHER (AGE 25 YEARS AND OVER) ¹	43%	42%
MEDIAN EARNINGS (AGE 25 YEARS AND OVER) ¹	\$47,607	\$45,211
UNEMPLOYMENT RATE (FEBRUARY 2021) ²	7%	8%

WORKING-AGE POPULATION¹

Age 25 and Over by Educational Attainment

	CRANSTON	RI
NO HIGH SCHOOL DIPLOMA	10%	11%
HIGH SCHOOL & EQUIVALENT	28%	28%
SOME COLLEGE	19%	18%
ASSOCIATE	10%	8%
BACHELOR'S +	33%	34%

EDUCATION ATTAINMENT BY RACE/ETHNICITY¹

Cranston Population (Age 25 and Over) by Educational Attainment and Race

	AM. IND. /AK NATIVE		ASIAN		BLACK /AFRICAN AM.		NAT.HAW /OTHER P.I.		SOME OTHER RACE		TWO OR MORE RACES		WHITE	
	C	RI	C	RI	C	RI	C	RI	C	RI	C	RI	C	RI
NO HIGH SCHOOL DIPLOMA	23%	27%	14%	13%	11%	15%	6%	1%	27%	34%	10%	14%	9%	9%
HS GRAD & EQUIVALENT	7%	38%	27%	18%	26%	32%	51%	35%	27%	32%	26%	25%	29%	28%
SOME COLLEGE OR ASSOCIATE'S DEGREE	27%	20%	19%	16%	38%	32%	11%	27%	30%	23%	33%	31%	28%	26%
BACHELOR'S +	43%	15%	41%	52%	25%	21%	32%	38%	16%	10%	31%	30%	34%	36%

HISPANIC/LATINX POPULATION¹

Age 25 and Over by Educational Attainment

	CRANSTON	RI
NO HIGH SCHOOL DIPLOMA	21%	26%
HIGH SCHOOL & EQUIVALENT	33%	36%
SOME COLLEGE OR ASSOCIATE'S DEGREE	31%	23%
BACHELOR'S +	15%	14%

FAFSA COMPLETION RATES³

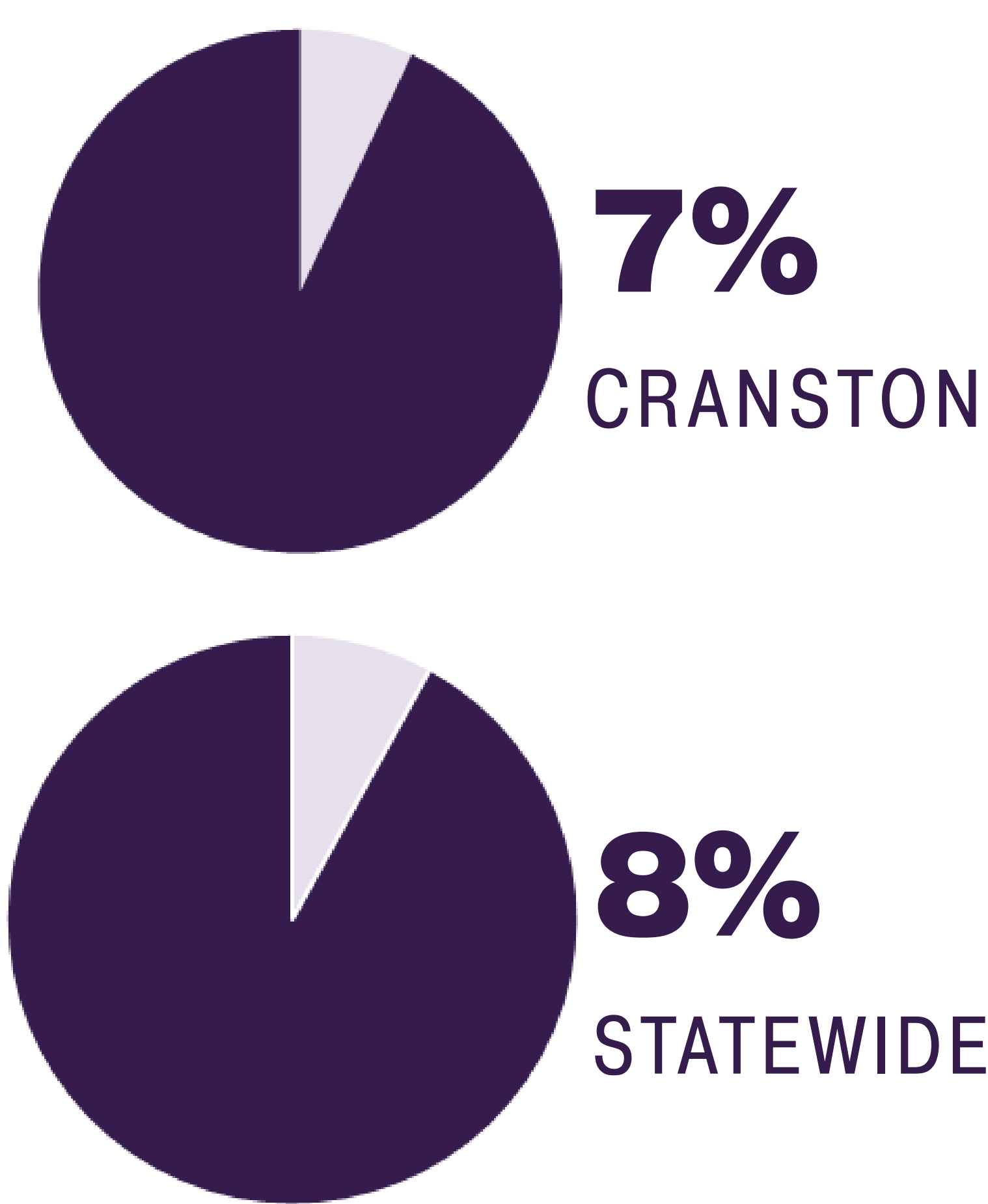
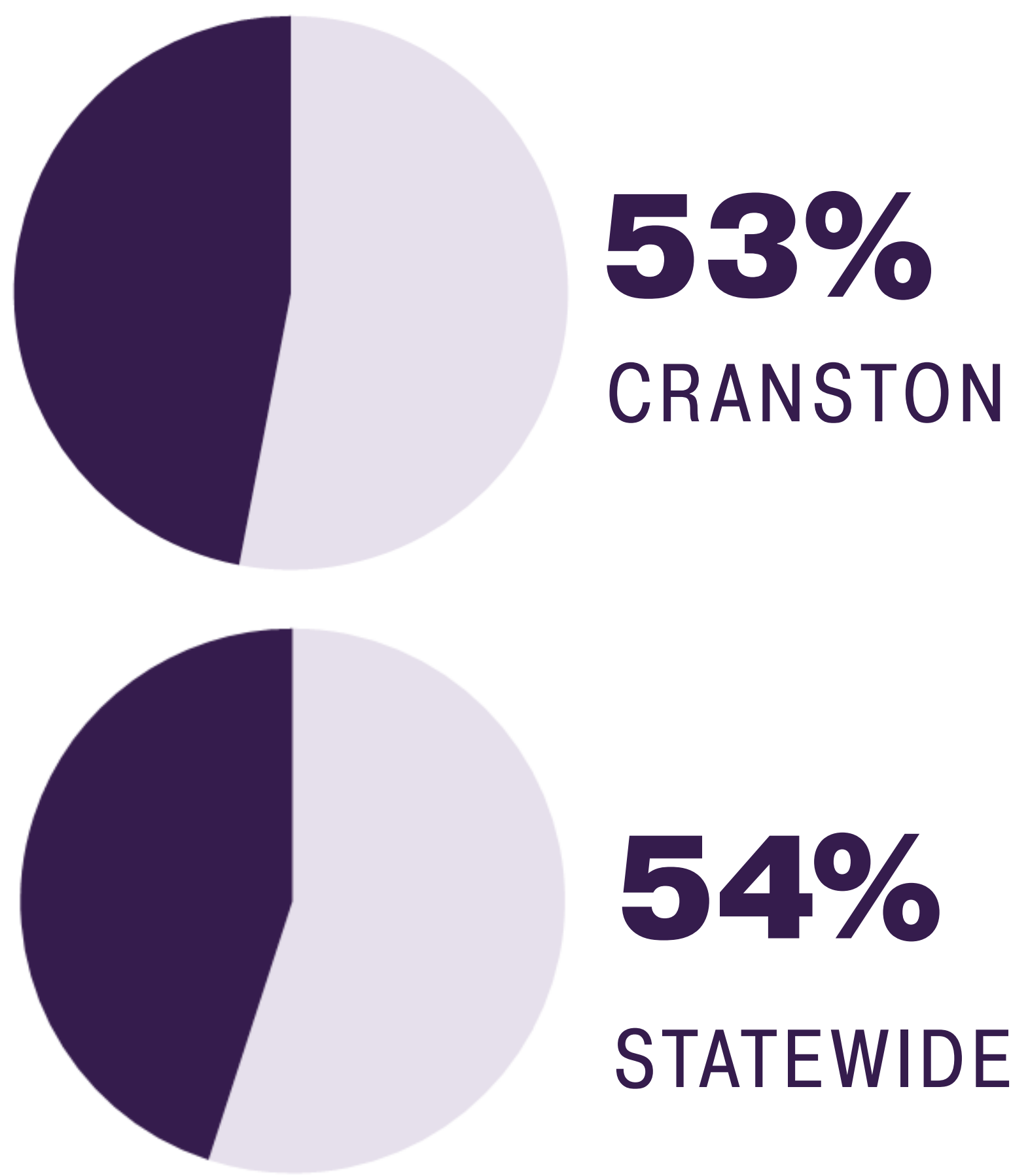
Through March 12, 2021

UNEMPLOYMENT RATES²

Through February, 2021

MEDIAN EARNINGS¹

Educational Attainment Age 25 and Over



	CRANSTON	RI
NO HIGH SCHOOL DIPLOMA	\$22,450	\$27,880
HIGH SCHOOL & EQUIVALENT	\$38,754	\$36,009
SOME COLLEGE OR ASSOCIATE'S DEGREE	\$40,199	\$40,976
BACHELOR'S	\$60,400	\$56,642
GRADUATE/ PROFESSIONAL	\$72,843	\$76,777

POSTSECONDARY EDUCATION TRANSITION⁴

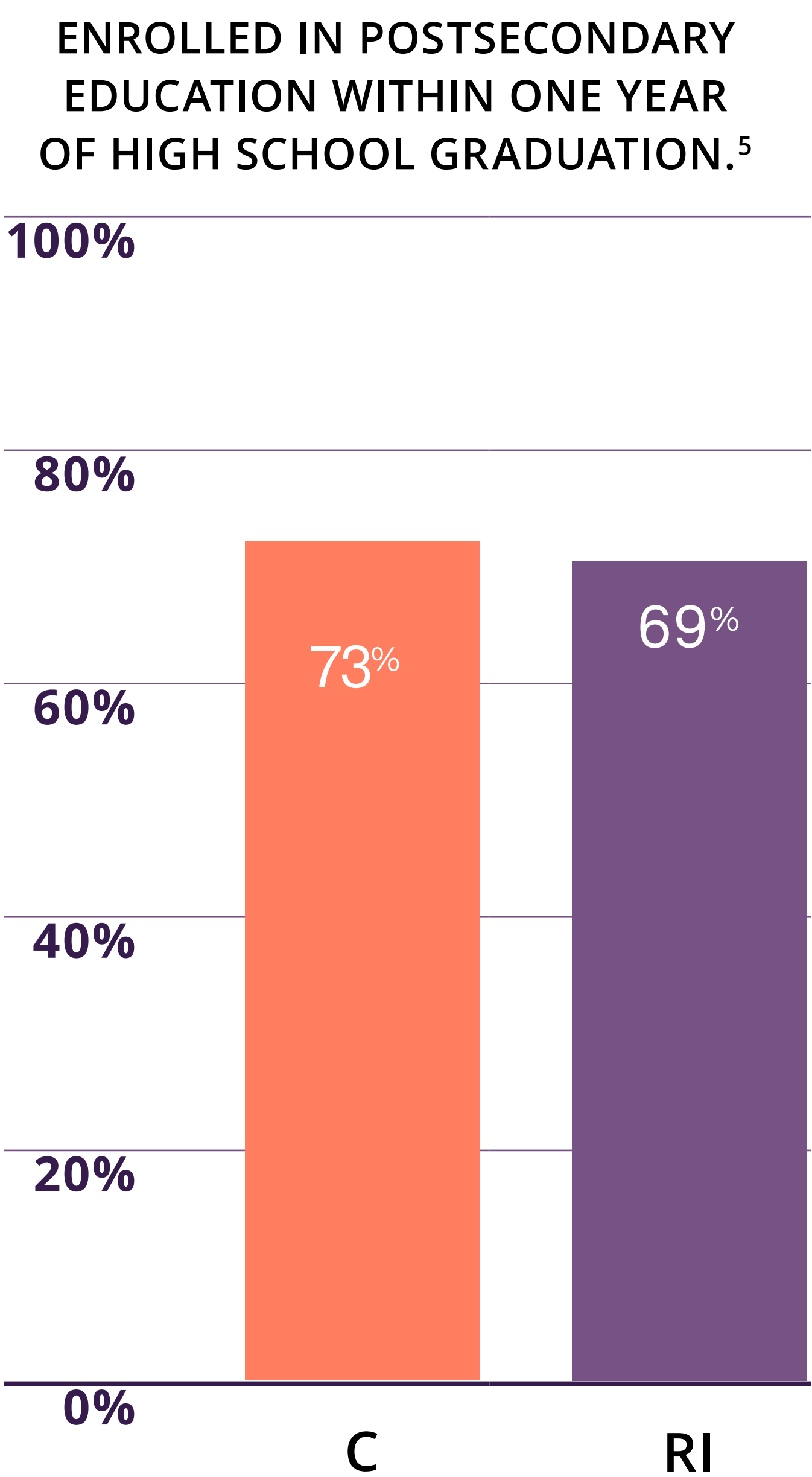
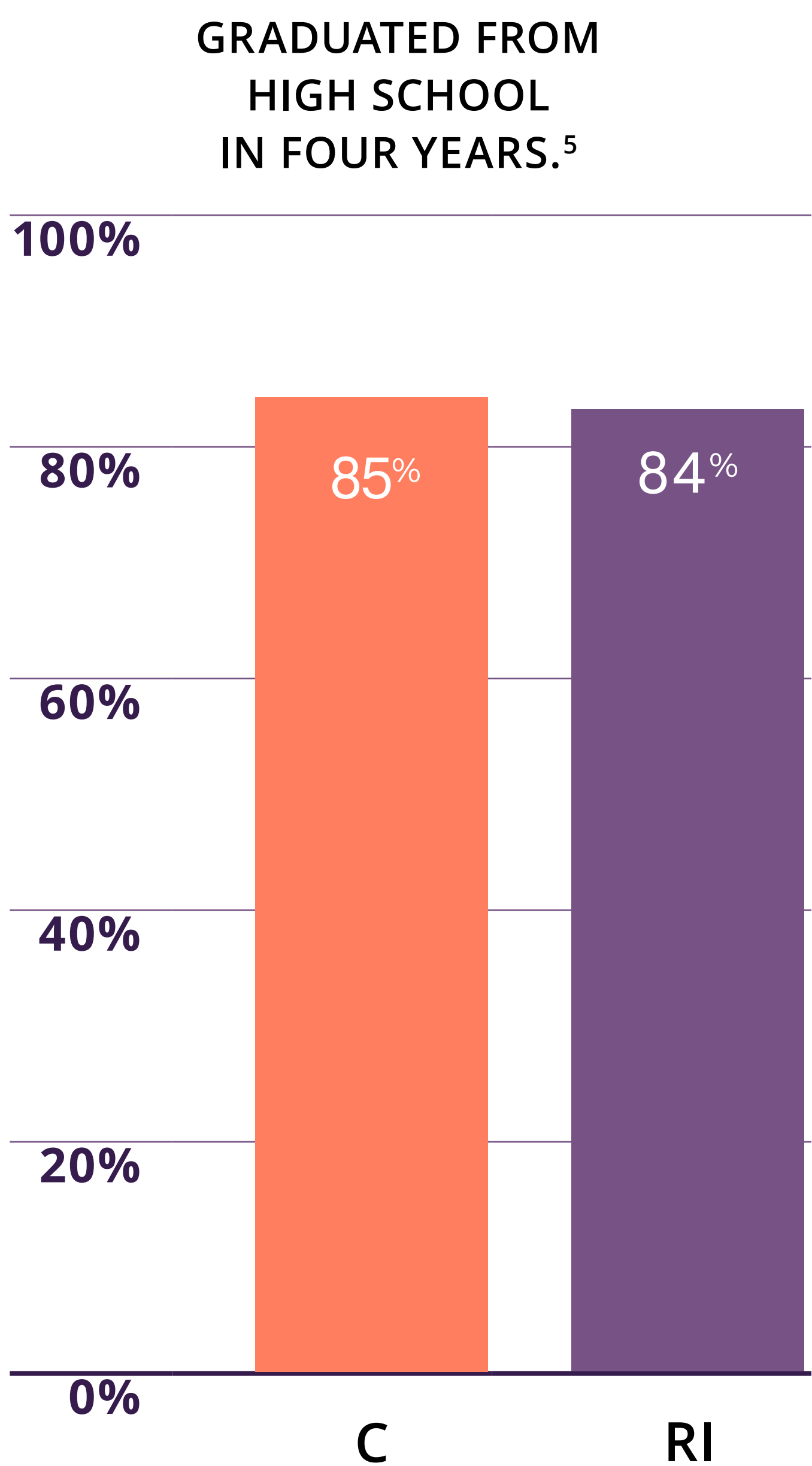
RI STATE SCHOLARSHIPS⁴

RI PROMISE⁶

5,363 RHODE ISLAND HIGH SCHOOL STUDENTS ENROLLED IN A DUAL AND/OR CONCURRENT COURSE. OF THOSE, 456 (9%) WERE CRANSTON STUDENTS.

\$9,595,000 IN SCHOLARSHIPS WERE AWARDED TO 8,652 STUDENTS AT RHODE ISLAND'S 3 PUBLIC AND 9 PRIVATE INSTITUTIONS OF HIGHER EDUCATION IN ACADEMIC YEAR 2019-20. \$1,109 WAS THE AVERAGE AWARD.

CCRI ENROLLED 2,271 RI PROMISE FIRST-TIME FIRST YEARS IN FALL 2020. 57% OF FALL 2019 COHORT RETURNED IN FALL 2020.



DATA SOURCES

- ¹ 2015-2019 American Community Survey 5-Year Estimates Data Tables
- ² RI Department of Labor and Training Local Area Unemployment Statistics for February 2021
- ³ U.S. Department of Education's Office of Federal Student Aid
- ⁴ RI Office of the Postsecondary Commissioner
- ⁵ RI Department of Education 2019-2020 District Report Cards (graduation rates and postsecondary enrollment is based on 2018-19 public high school graduates)
- ⁶ Community College of Rhode Island Fall 2020 Rhode Island Promise Report to the Commissioner of Postsecondary Education