

Postsecondary Attainment Profile

CUMBERLAND, RI

TOWN SNAPSHOT

	CUMBERLAND	RI
WORKING-AGE POPULATION (AGE 25 – 64) ¹	18,992	559,348
ATTAINMENT RATE: ASSOCIATE DEGREE OR HIGHER (AGE 25 YEARS AND OVER) ¹	48%	42%
MEDIAN EARNINGS (AGE 25 YEARS AND OVER) ¹	\$54,220	\$45,211
UNEMPLOYMENT RATE (FEBRUARY 2021) ²	7%	8%

WORKING-AGE POPULATION¹
Age 25 and Over by Educational Attainment

	CUMBERLAND	RI
NO HIGH SCHOOL DIPLOMA	10%	11%
HIGH SCHOOL & EQUIVALENT	25%	28%
SOME COLLEGE	17%	18%
ASSOCIATE	9%	8%
BACHELOR'S +	39%	34%

EDUCATION ATTAINMENT BY RACE/ETHNICITY¹
Cumberland Population (Age 25 and Over) by Educational Attainment and Race

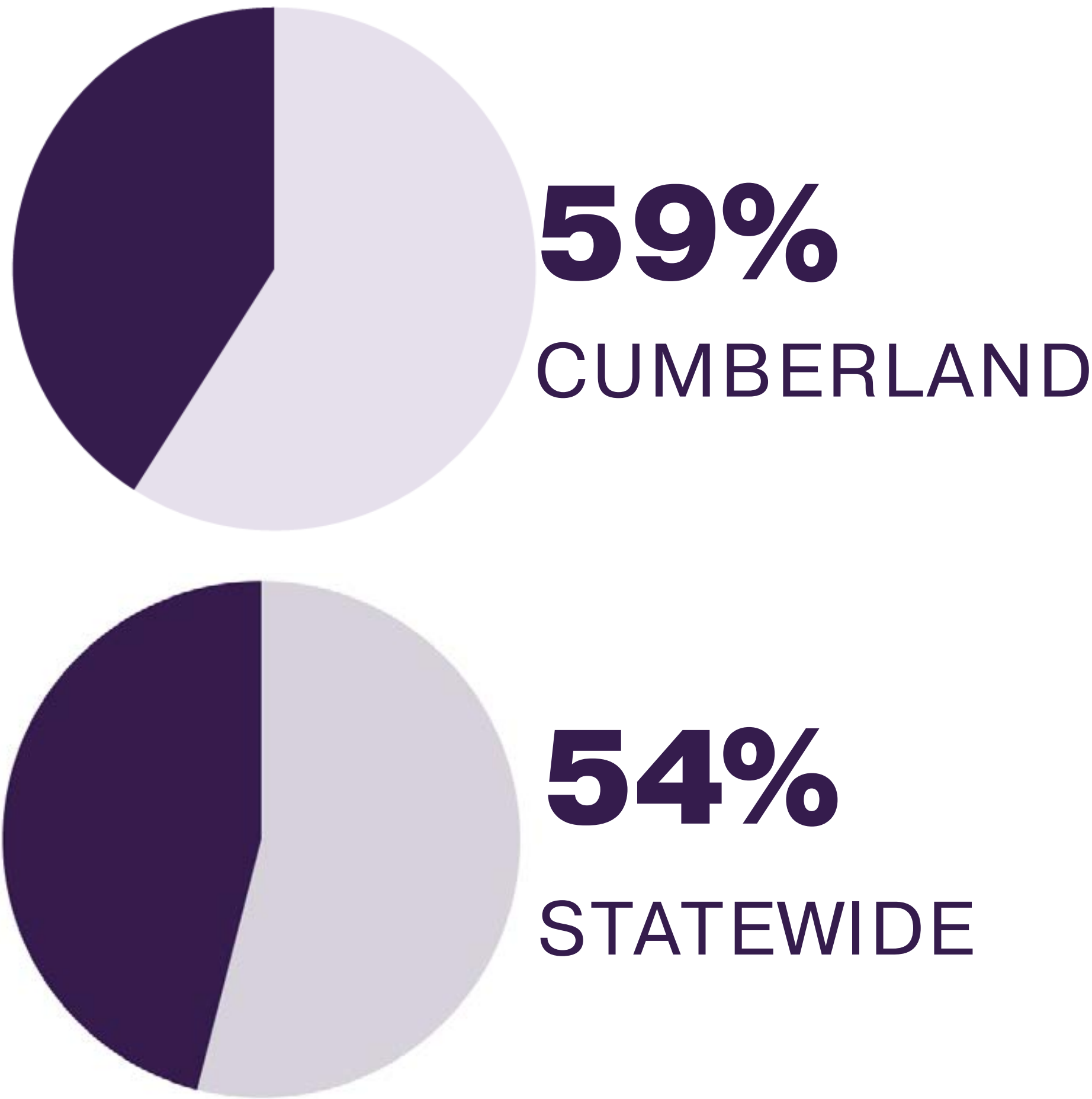
	AM. IND. /AK NATIVE		ASIAN		BLACK /AFRICAN AM.		NAT.HAW /OTHER P.I.		SOME OTHER RACE		TWO OR MORE RACES		WHITE	
	C	RI	C	RI	C	RI	C	RI	C	RI	C	RI	C	RI
NO HIGH SCHOOL DIPLOMA	0%	27%	3%	13%	5%	15%	0%	1%	56%	34%	4%	14%	9%	9%
HS GRAD & EQUIVALENT	0%	38%	4%	18%	35%	32%	0%	35%	6%	32%	29%	25%	26%	28%
SOME COLLEGE OR ASSOCIATE'S DEGREE	0%	20%	13%	16%	8%	32%	0%	27%	26%	23%	0%	31%	27%	26%
BACHELOR'S +	100%	15%	80%	52%	52%	21%	0%	38%	12%	10%	67%	30%	38%	36%

HISPANIC/LATINX POPULATION¹
Age 25 and Over by Educational Attainment

	CUMBERLAND	RI
NO HIGH SCHOOL DIPLOMA	20%	26%
HIGH SCHOOL & EQUIVALENT	26%	36%
SOME COLLEGE OR ASSOCIATE'S DEGREE	24%	23%
BACHELOR'S +	29%	14%

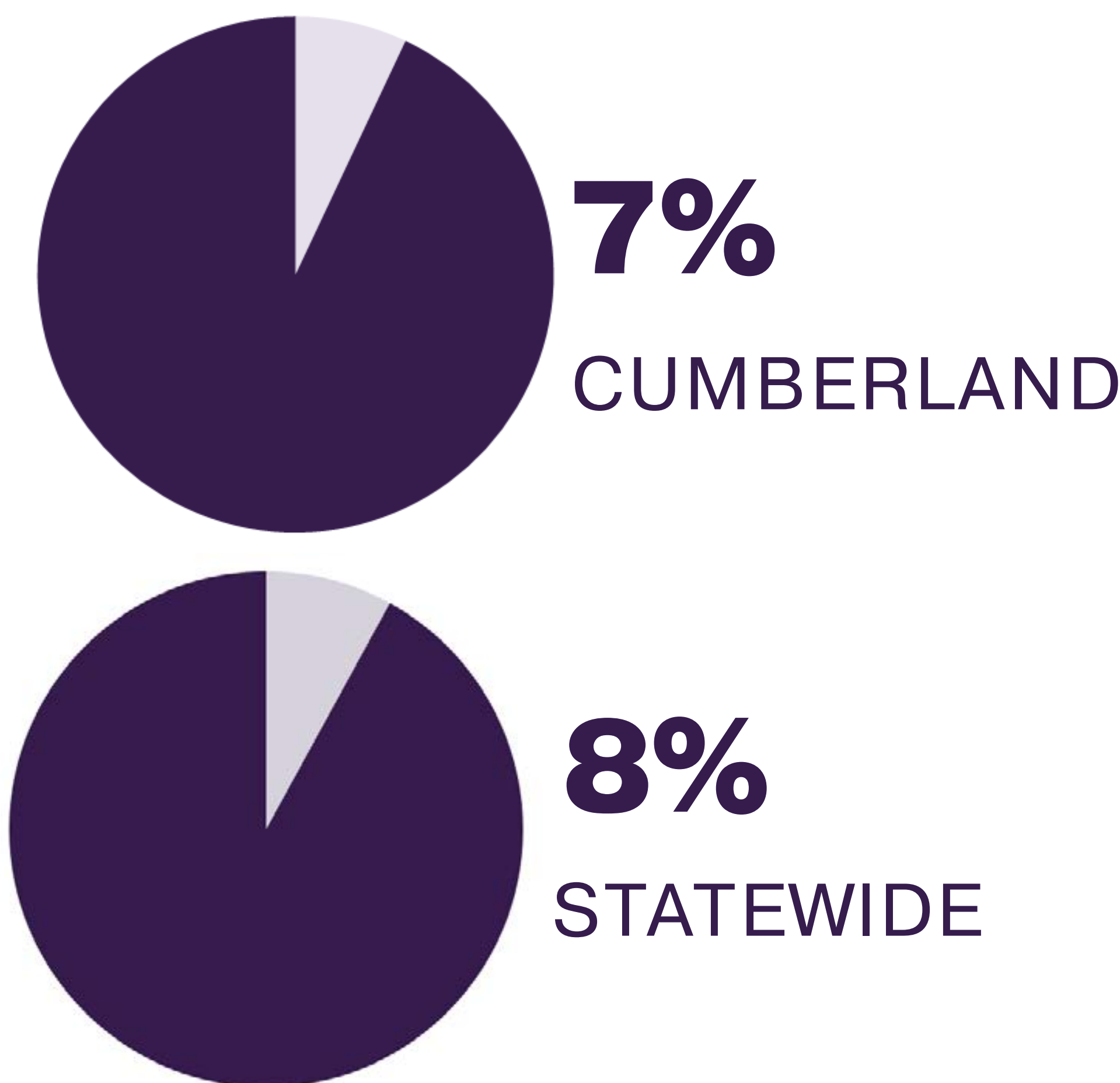
FAFSA COMPLETION RATES³

Through March 12, 2021



UNEMPLOYMENT RATES²

Through February, 2021



MEDIAN EARNINGS¹

Educational Attainment Age 25 and Over

	CUMBER-LAND	RI
NO HIGH SCHOOL DIPLOMA	\$31,818	\$27,880
HIGH SCHOOL & EQUIVALENT	\$47,796	\$36,009
SOME COLLEGE OR ASSOCIATE'S DEGREE	\$49,583	\$40,976
BACHELOR'S	\$68,750	\$56,642
GRADUATE/ PROFESSIONAL	\$81,419	\$76,777

POSTSECONDARY EDUCATION TRANSITION⁴

5,363 RHODE ISLAND HIGH SCHOOL STUDENTS ENROLLED IN A DUAL AND/OR CONCURRENT COURSE. OF THOSE, 220 (4%) WERE CUMBERLAND STUDENTS.

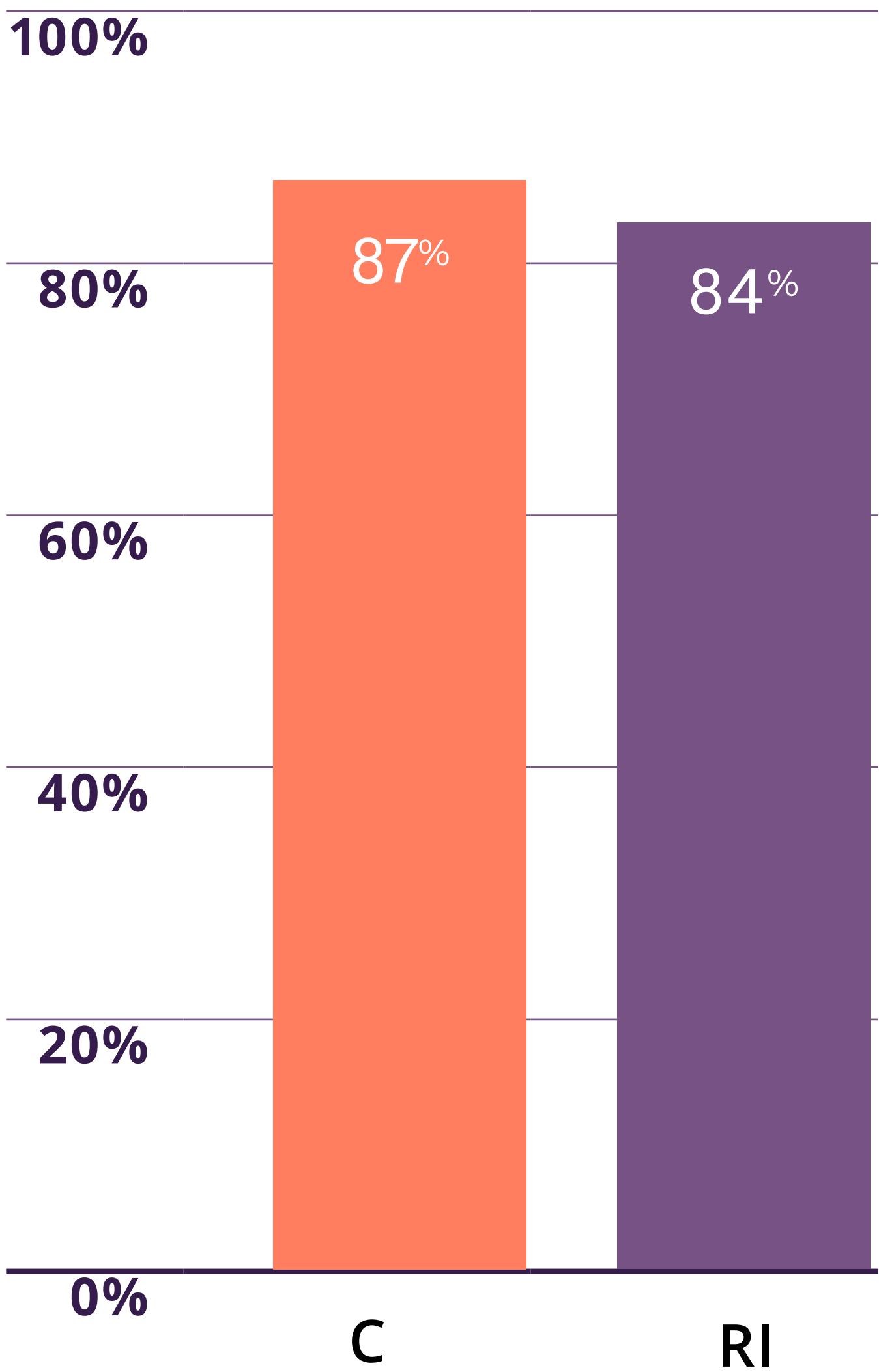
RI STATE SCHOLARSHIPS⁴

\$9,595,000 IN SCHOLARSHIPS WERE AWARDED TO 8,652 STUDENTS AT RHODE ISLAND'S 3 PUBLIC AND 9 PRIVATE INSTITUTIONS OF HIGHER EDUCATION IN ACADEMIC YEAR 2019-20. \$1,109 WAS THE AVERAGE AWARD.

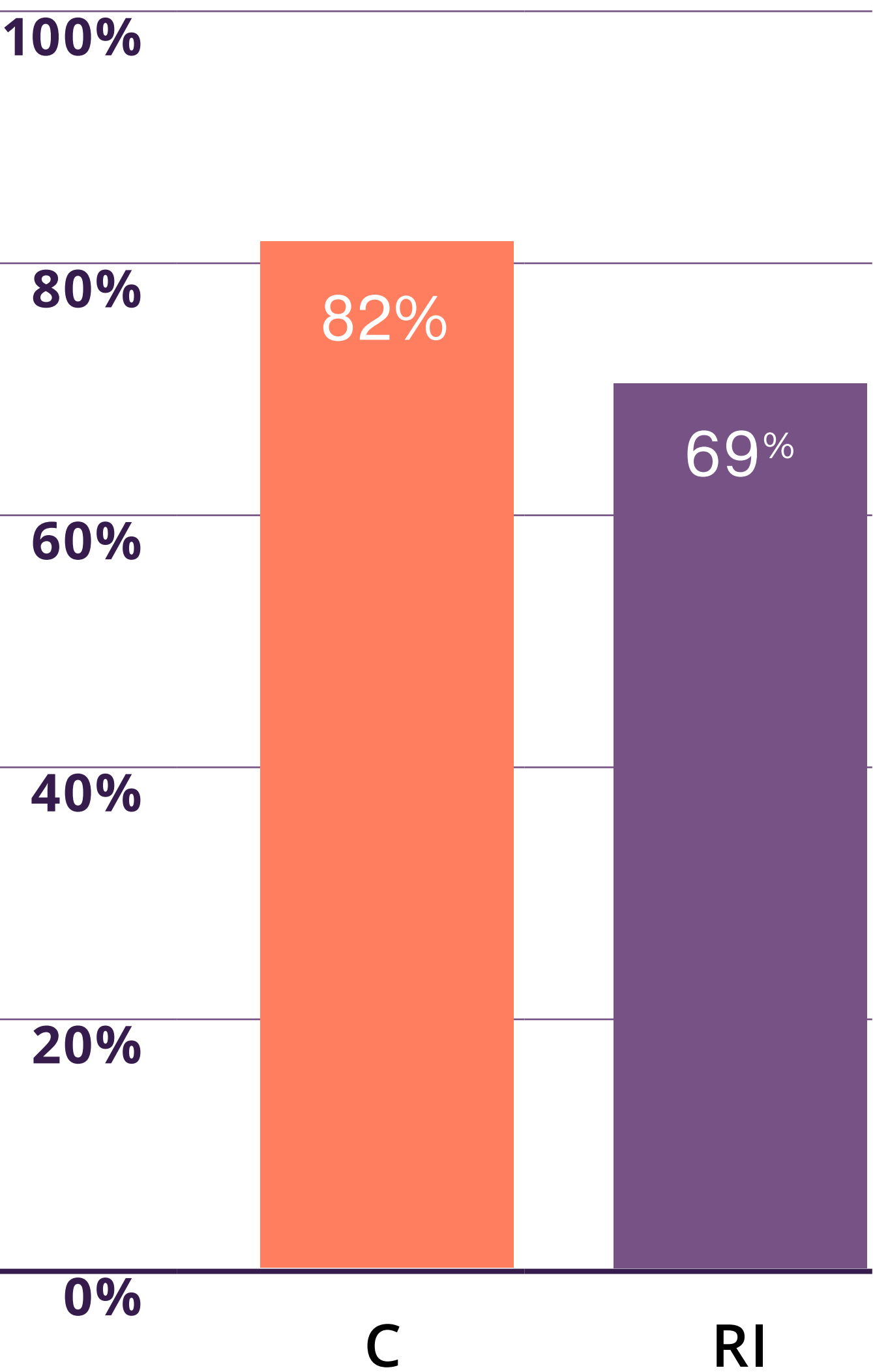
RI PROMISE⁶

CCRI ENROLLED 2,271 RI PROMISE FIRST-TIME FIRST YEARS IN FALL 2020. 57% OF FALL 2019 COHORT RETURNED IN FALL 2020.

GRADUATED FROM HIGH SCHOOL IN FOUR YEARS.⁵



ENROLLED IN POSTSECONDARY EDUCATION WITHIN ONE YEAR OF HIGH SCHOOL GRADUATION.⁵



DATA SOURCES

- ¹ 2015-2019 American Community Survey 5-Year Estimates Data Tables
- ² RI Department of Labor and Training Local Area Unemployment Statistics for February 2021
- ³ U.S. Department of Education's Office of Federal Student Aid
- ⁴ RI Office of the Postsecondary Commissioner
- ⁵ RI Department of Education 2019-2020 District Report Cards (graduation rates and postsecondary enrollment is based on 2018-19 public high school graduates)
- ⁶ Community College of Rhode Island Fall 2020 Rhode Island Promise Report to the Commissioner of Postsecondary Education