

Postsecondary Attainment Profile

EAST PROVIDENCE, RI

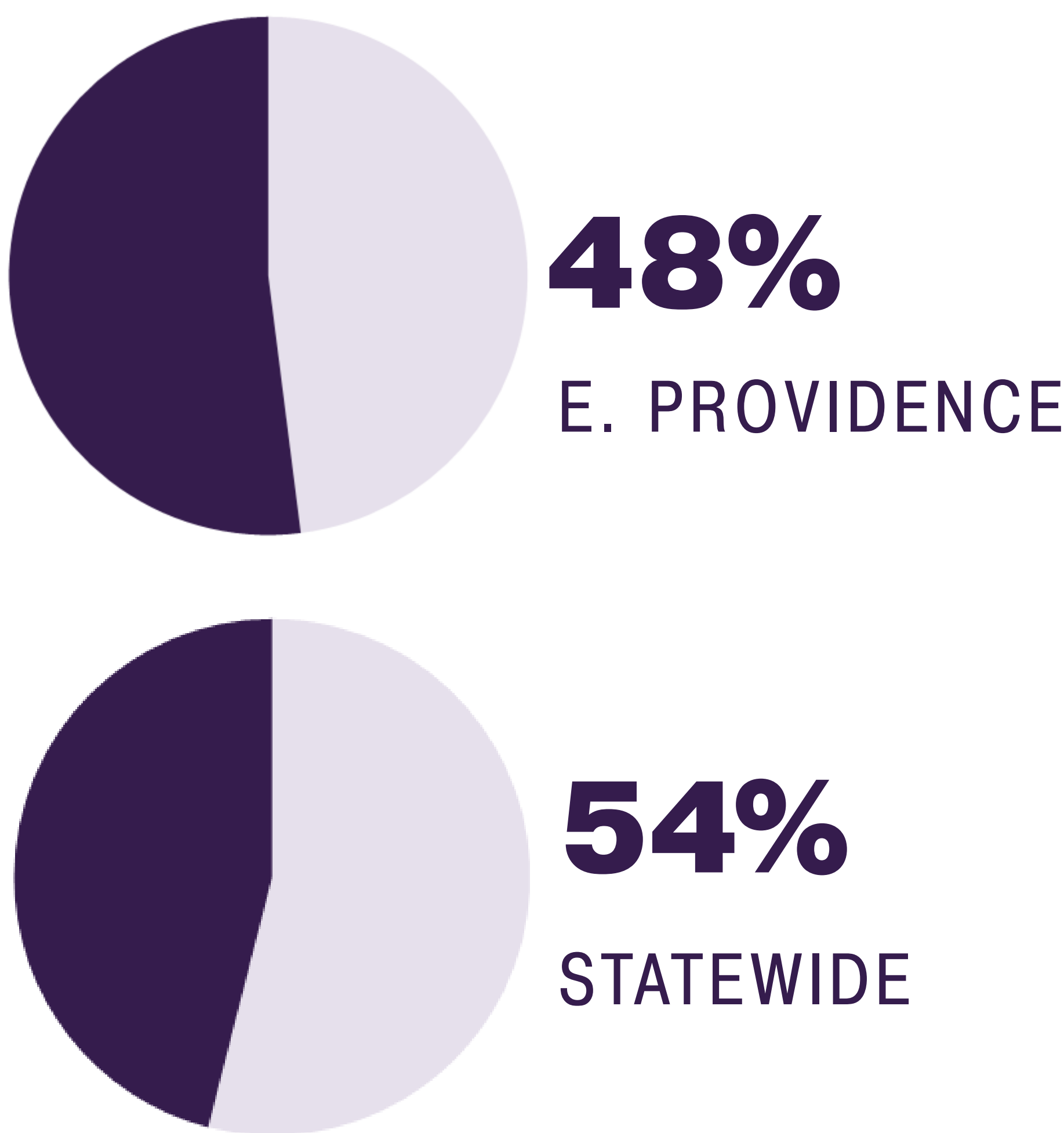
CITY SNAPSHOT			WORKING-AGE POPULATION <sup>1</sup> <small>Age 25 and Over by Educational Attainment</small>		
	EAST PROVIDENCE	RI		EAST PROVIDENCE	RI
WORKING-AGE POPULATION <small>(AGE 25 – 64)<sup>1</sup></small>	25,901	559,348	NO HIGH SCHOOL DIPLOMA	14%	11%
ATTAINMENT RATE: ASSOCIATE DEGREE OR HIGHER <small>(AGE 25 YEARS AND OVER)<sup>1</sup></small>	37%	42%	HIGH SCHOOL & EQUIVALENT	29%	28%
MEDIAN EARNINGS <small>(AGE 25 YEARS AND OVER)<sup>1</sup></small>	\$44,978	\$45,211	SOME COLLEGE	20%	18%
UNEMPLOYMENT RATE <small>(FEBRUARY 2021)<sup>2</sup></small>	8%	8%	ASSOCIATE	8%	8%
			BACHELOR'S +	29%	34%

EDUCATION ATTAINMENT BY RACE/ETHNICITY <sup>1</sup> <small>East Providence (Age 25 and Over) by Educational Attainment and Race</small>														
	AM. IND. /AK NATIVE		ASIAN		BLACK /AFRICAN AM.		NAT.HAW /OTHER P.I.		SOME OTHER RACE		TWO OR MORE RACES		WHITE	
	EP	RI	EP	RI	EP	RI	EP	RI	EP	RI	EP	RI	EP	RI
NO HIGH SCHOOL DIPLOMA	0%	27%	6%	13%	5%	15%	0%	1%	24%	34%	8%	14%	15%	9%
HS GRAD & EQUIVALENT	43%	38%	9%	18%	27%	32%	0%	35%	49%	32%	22%	25%	30%	28%
SOME COLLEGE OR ASSOCIATE'S DEGREE	11%	20%	20%	16%	42%	32%	100%	27%	13%	23%	40%	31%	27%	26%
BACHELOR'S +	46%	15%	65%	52%	26%	21%	0%	38%	14%	10%	30%	30%	28%	36%

HISPANIC/LATINX POPULATION <sup>1</sup> <small>Age 25 and Over by Educational Attainment</small>		
	EAST PROVIDENCE	RI
NO HIGH SCHOOL DIPLOMA	17%	26%
HIGH SCHOOL & EQUIVALENT	38%	36%
SOME COLLEGE OR ASSOCIATE'S DEGREE	18%	23%
BACHELOR'S +	26%	14%

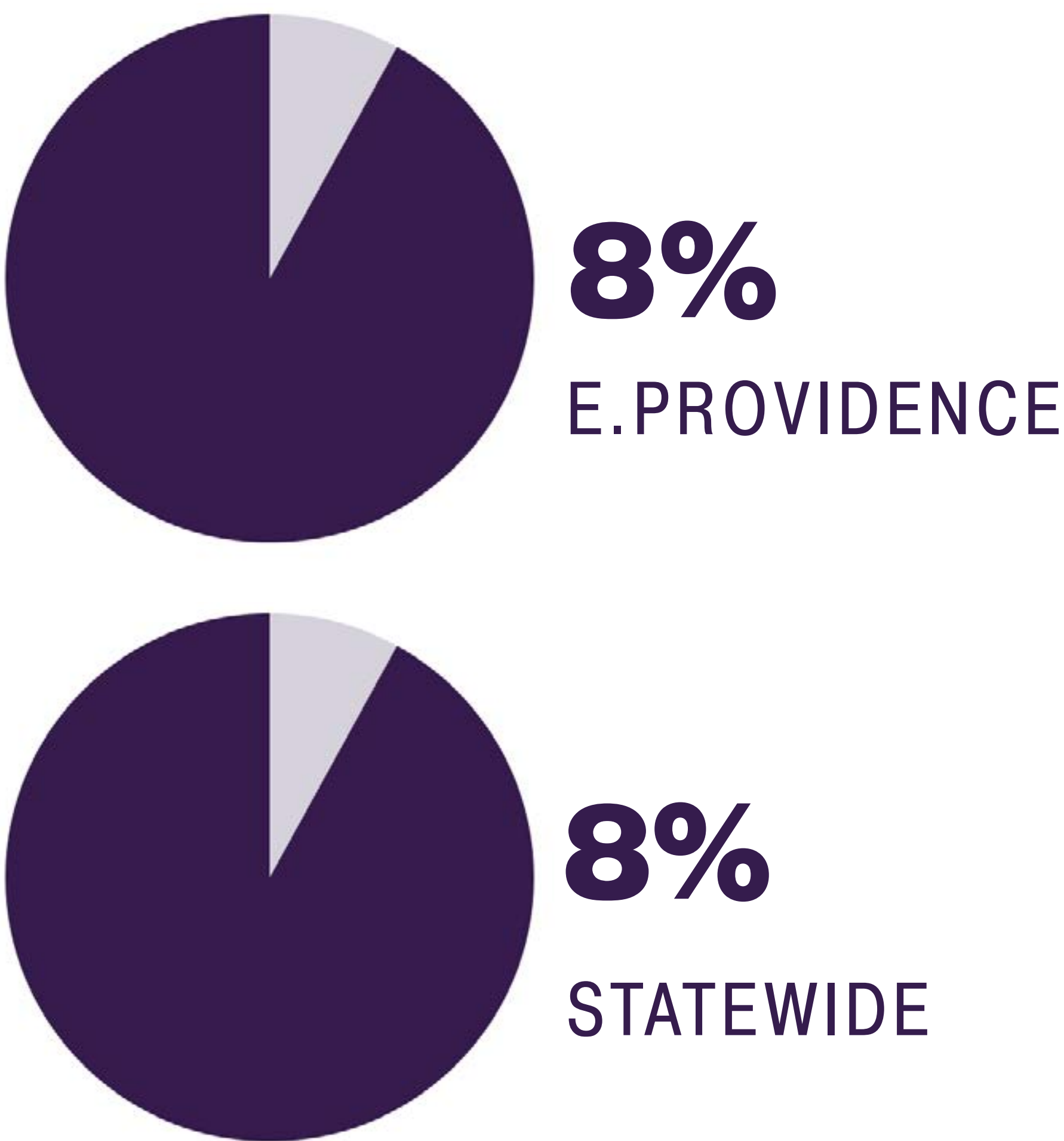
### FAFSA COMPLETION RATES<sup>3</sup>

Through March 12, 2021



### UNEMPLOYMENT RATES<sup>2</sup>

Through February, 2021



### MEDIAN EARNINGS<sup>1</sup>

Educational Attainment Age 25 and Over

	EAST PROVIDENCE	RI
NO HIGH SCHOOL DIPLOMA	\$29,360	\$27,880
HIGH SCHOOL & EQUIVALENT	\$40,155	\$36,009
SOME COLLEGE OR ASSOCIATE'S DEGREE	\$41,719	\$40,976
BACHELOR'S	\$55,285	\$56,642
GRADUATE/ PROFESSIONAL	\$73,806	\$76,777

### POSTSECONDARY EDUCATION TRANSITION<sup>4</sup>

5,363 RHODE ISLAND HIGH SCHOOL STUDENTS ENROLLED IN A DUAL AND/OR CONCURRENT COURSE. OF THOSE, 270 (5%) WERE EAST PROVIDENCE STUDENTS.

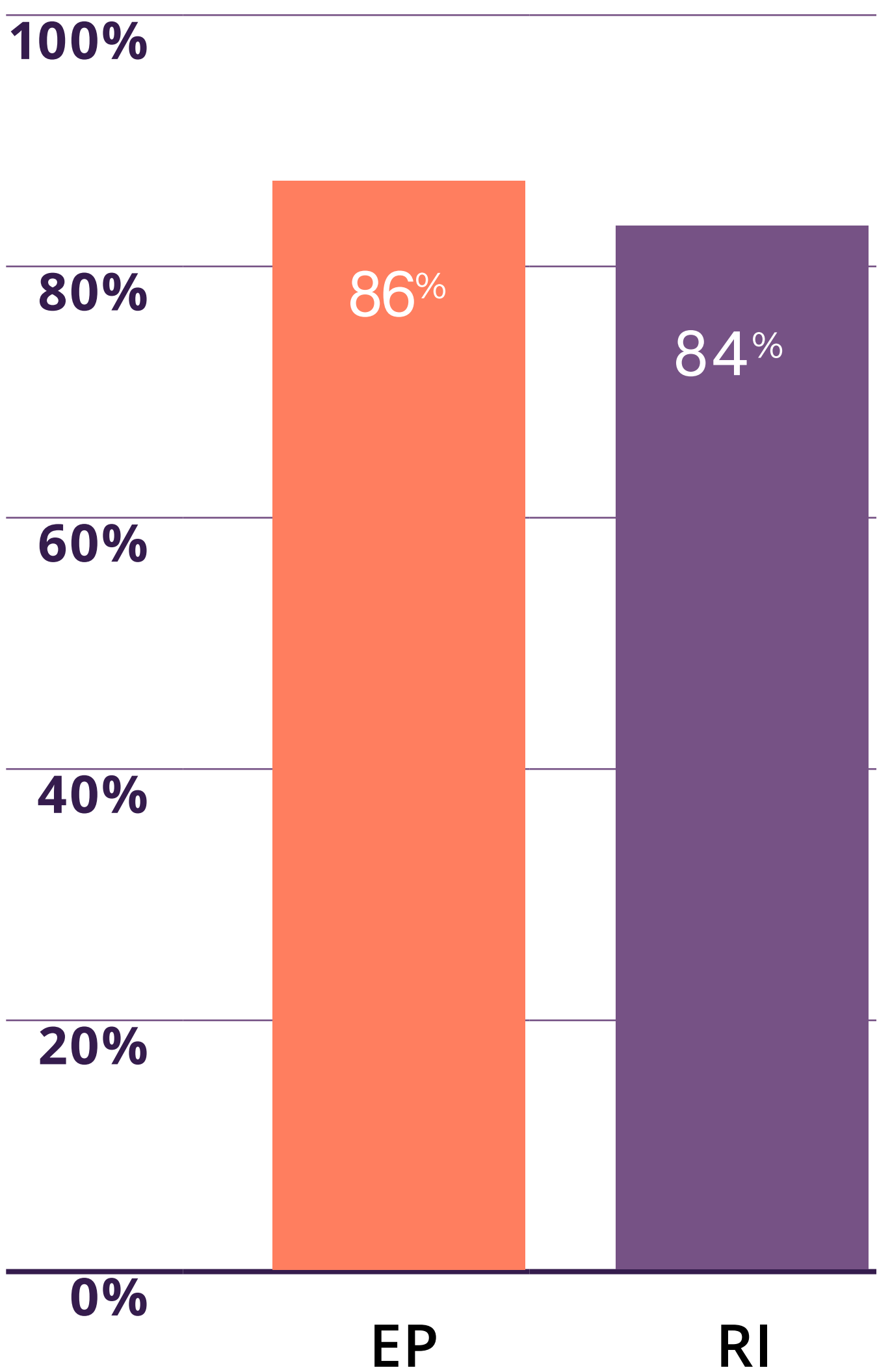
### RI STATE SCHOLARSHIPS<sup>4</sup>

\$9,595,000 IN SCHOLARSHIPS WERE AWARDED TO 8,652 STUDENTS AT RHODE ISLAND'S 3 PUBLIC AND 9 PRIVATE INSTITUTIONS OF HIGHER EDUCATION IN ACADEMIC YEAR 2019-20. \$1,109 WAS THE AVERAGE AWARD.

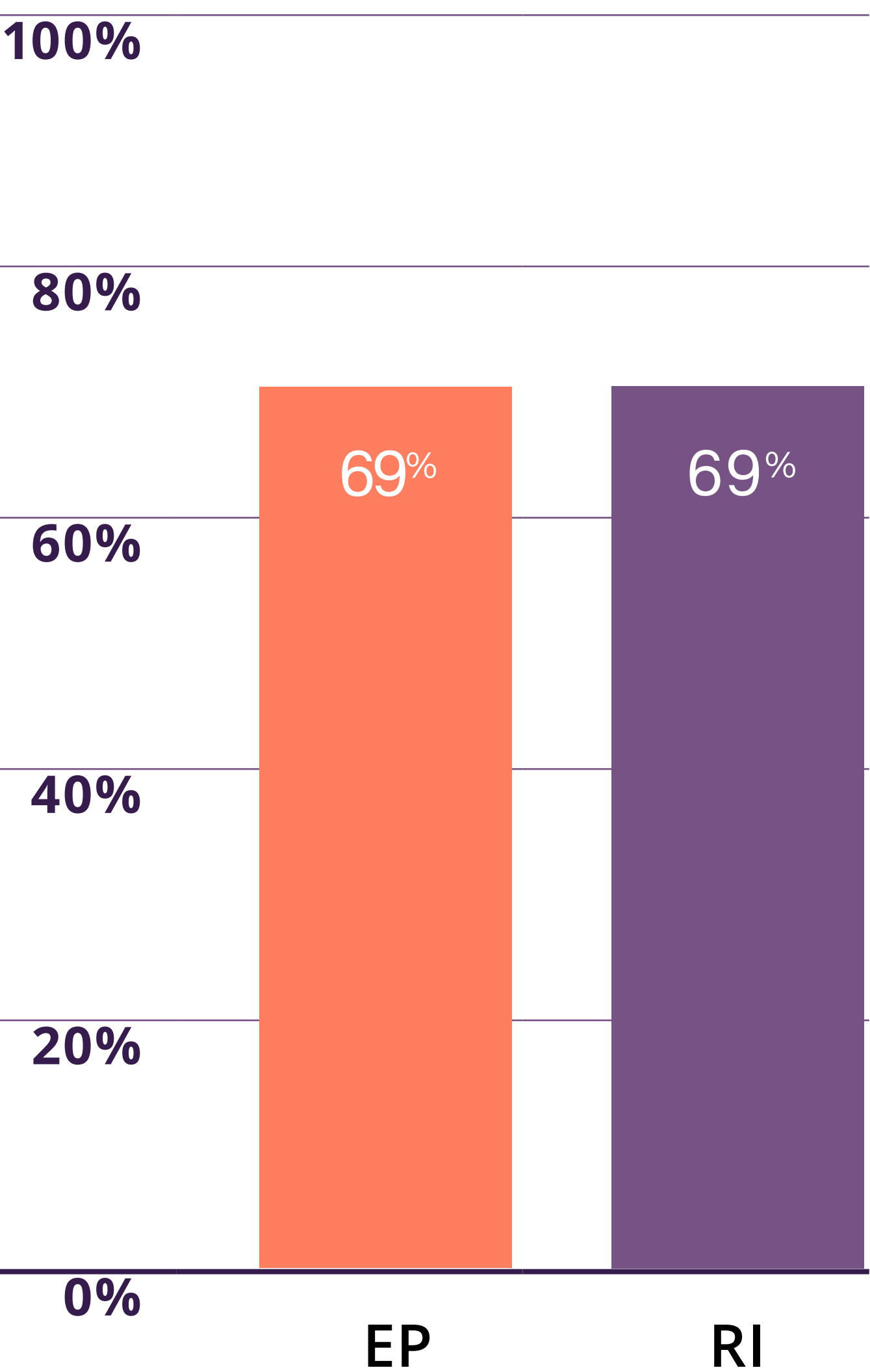
### RI PROMISE<sup>6</sup>

CCRI ENROLLED 2,271 RI PROMISE FIRST-TIME FIRST YEARS IN FALL 2020. 57% OF FALL 2019 COHORT RETURNED IN FALL 2020.

GRADUATED FROM HIGH SCHOOL IN FOUR YEARS.<sup>5</sup>



ENROLLED IN POSTSECONDARY EDUCATION WITHIN ONE YEAR OF HIGH SCHOOL GRADUATION.<sup>5</sup>



#### DATA SOURCES

- <sup>1</sup> 2015-2019 American Community Survey 5-Year Estimates Data Tables
- <sup>2</sup> RI Department of Labor and Training Local Area Unemployment Statistics for February 2021
- <sup>3</sup> U.S. Department of Education’s Office of Federal Student Aid
- <sup>4</sup> RI Office of the Postsecondary Commissioner
- <sup>5</sup> RI Department of Education 2019-2020 District Report Cards (graduation rates and postsecondary enrollment is based on 2018-19 public high school graduates)
- <sup>6</sup> Community College of Rhode Island Fall 2020 Rhode Island Promise Report to the Commissioner of Postsecondary Education