

# Postsecondary Attainment Profile

## GLOCESTER, RI

### TOWN SNAPSHOT

	GLOCESTER	RI
WORKING-AGE POPULATION (AGE 25 – 64) <sup>1</sup>	5,746	559,348
ATTAINMENT RATE: ASSOCIATE DEGREE OR HIGHER (AGE 25 YEARS AND OVER) <sup>1</sup>	43%	42%
MEDIAN EARNINGS (AGE 25 YEARS AND OVER) <sup>1</sup>	\$54,482	\$45,211
UNEMPLOYMENT RATE (FEBRUARY 2021) <sup>2</sup>	7%	8%

### WORKING-AGE POPULATION<sup>1</sup> Age 25 and Over by Educational Attainment

	GLOCESTER	RI
NO HIGH SCHOOL DIPLOMA	5%	11%
HIGH SCHOOL & EQUIVALENT	32%	28%
SOME COLLEGE	19%	18%
ASSOCIATE	11%	8%
BACHELOR'S +	32%	34%

### EDUCATION ATTAINMENT BY RACE/ETHNICITY<sup>1</sup> Glocester Population (Age 25 and Over) by Educational Attainment and Race

	AM. IND. /AK NATIVE		ASIAN		BLACK /AFRICAN AM.		NAT.HAW /OTHER P.I.		SOME OTHER RACE		TWO OR MORE RACES		WHITE	
	G	RI	G	RI	G	RI	G	RI	G	RI	G	RI	G	RI
NO HIGH SCHOOL DIPLOMA	0%	27%	0%	13%	100%	15%	0%	1%	0%	34%	14%	14%	5%	9%
HS GRAD & EQUIVALENT	100%	38%	0%	18%	0%	32%	0%	35%	0%	32%	35%	25%	33%	28%
SOME COLLEGE OR ASSOCIATE'S DEGREE	0%	20%	0%	16%	0%	32%	0%	27%	48%	23%	28%	31%	30%	26%
BACHELOR'S +	0%	15%	100%	52%	0%	21%	0%	38%	52%	10%	23%	30%	32%	36%

### HISPANIC/LATINX POPULATION<sup>1</sup> Age 25 and Over by Educational Attainment

	GLOCESTER	RI
NO HIGH SCHOOL DIPLOMA	0%	26%
HIGH SCHOOL & EQUIVALENT	0%	36%
SOME COLLEGE OR ASSOCIATE'S DEGREE	76%	23%
BACHELOR'S +	24%	14%

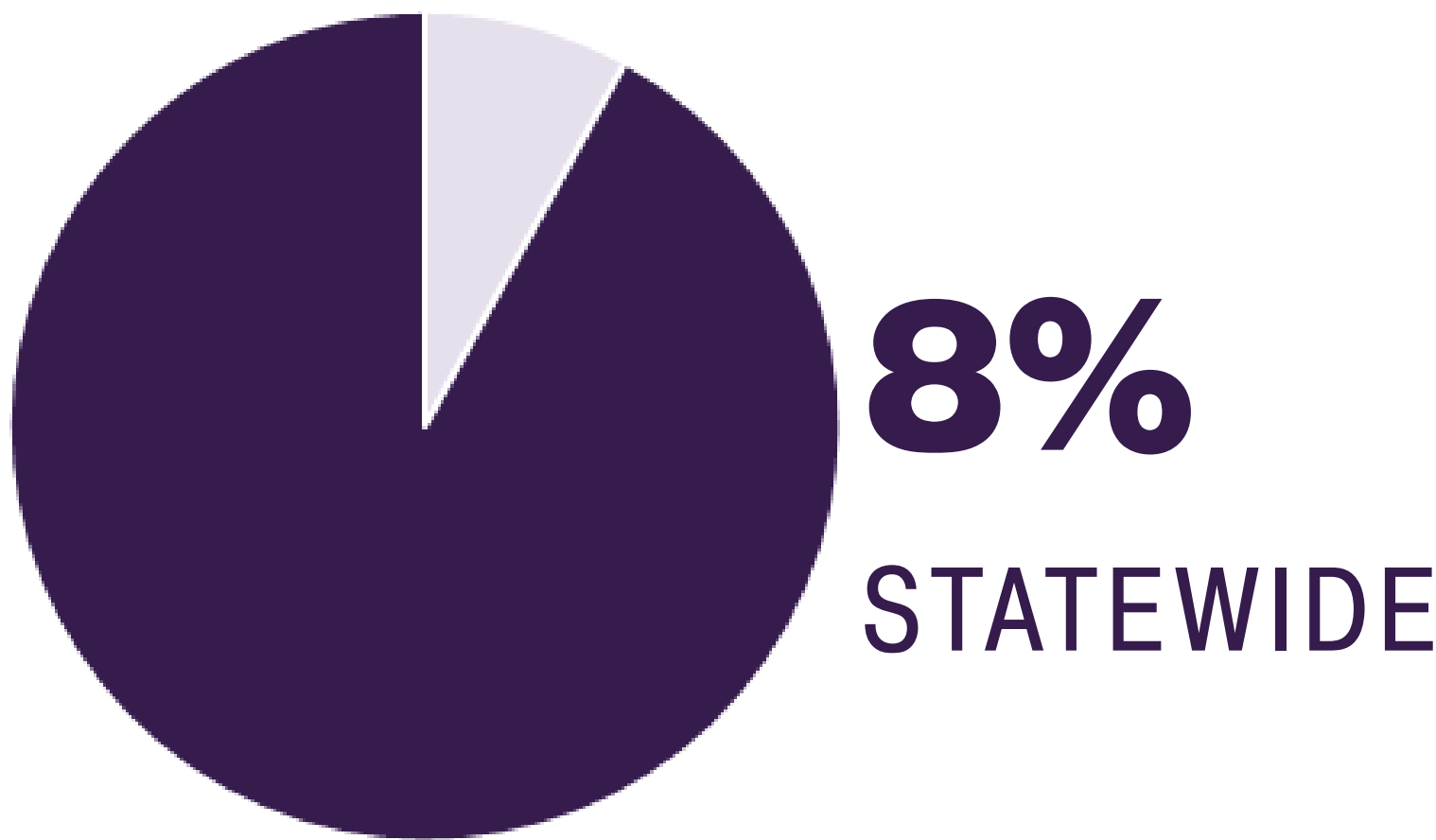
### FAFSA COMPLETION RATES<sup>3</sup>

Through March 12, 2021



### UNEMPLOYMENT RATES<sup>2</sup>

Through February, 2021



### MEDIAN EARNINGS<sup>1</sup>

Educational Attainment Age 25 and Over

	GLOCESTER	RI
NO HIGH SCHOOL DIPLOMA	\$30,705	\$27,880
HIGH SCHOOL & EQUIVALENT	\$52,817	\$36,009
SOME COLLEGE OR ASSOCIATE'S DEGREE	\$50,960	\$40,976
BACHELOR'S	\$66,000	\$56,642
GRADUATE/ PROFESSIONAL	\$70,142	\$76,777

### POSTSECONDARY EDUCATION TRANSITION<sup>4</sup>

**5,363 RHODE ISLAND HIGH SCHOOL STUDENTS** ENROLLED IN A DUAL AND/OR CONCURRENT COURSE. OF THOSE, **119 (2%)** WERE **FOSTER-GLOCESTER STUDENTS.**

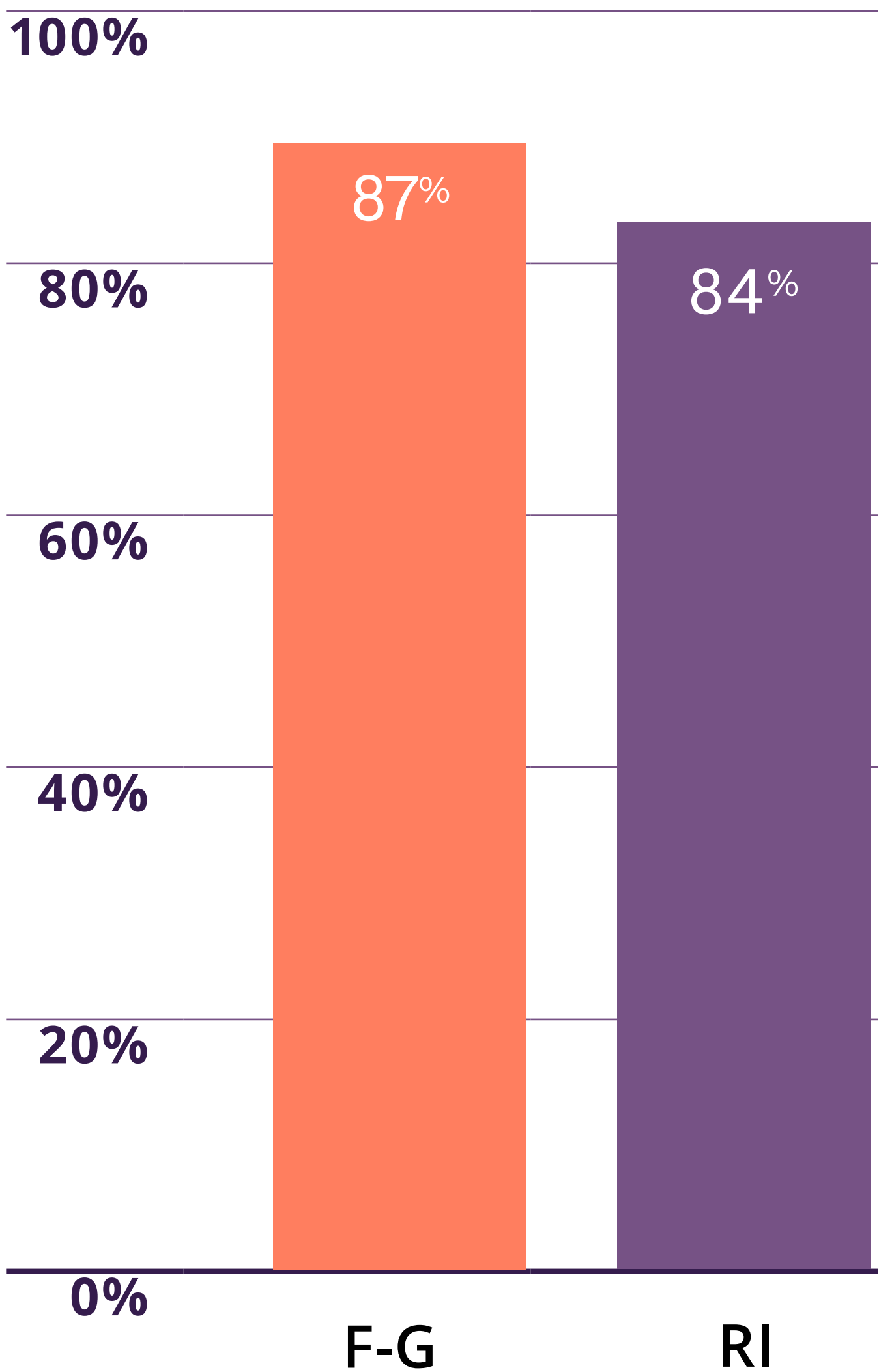
### RI STATE SCHOLARSHIPS<sup>4</sup>

**\$9,595,000** IN SCHOLARSHIPS WERE AWARDED TO **8,652** STUDENTS AT RHODE ISLAND'S 3 PUBLIC AND 9 PRIVATE INSTITUTIONS OF HIGHER EDUCATION IN ACADEMIC YEAR 2019-20. **\$1,109** WAS THE AVERAGE AWARD.

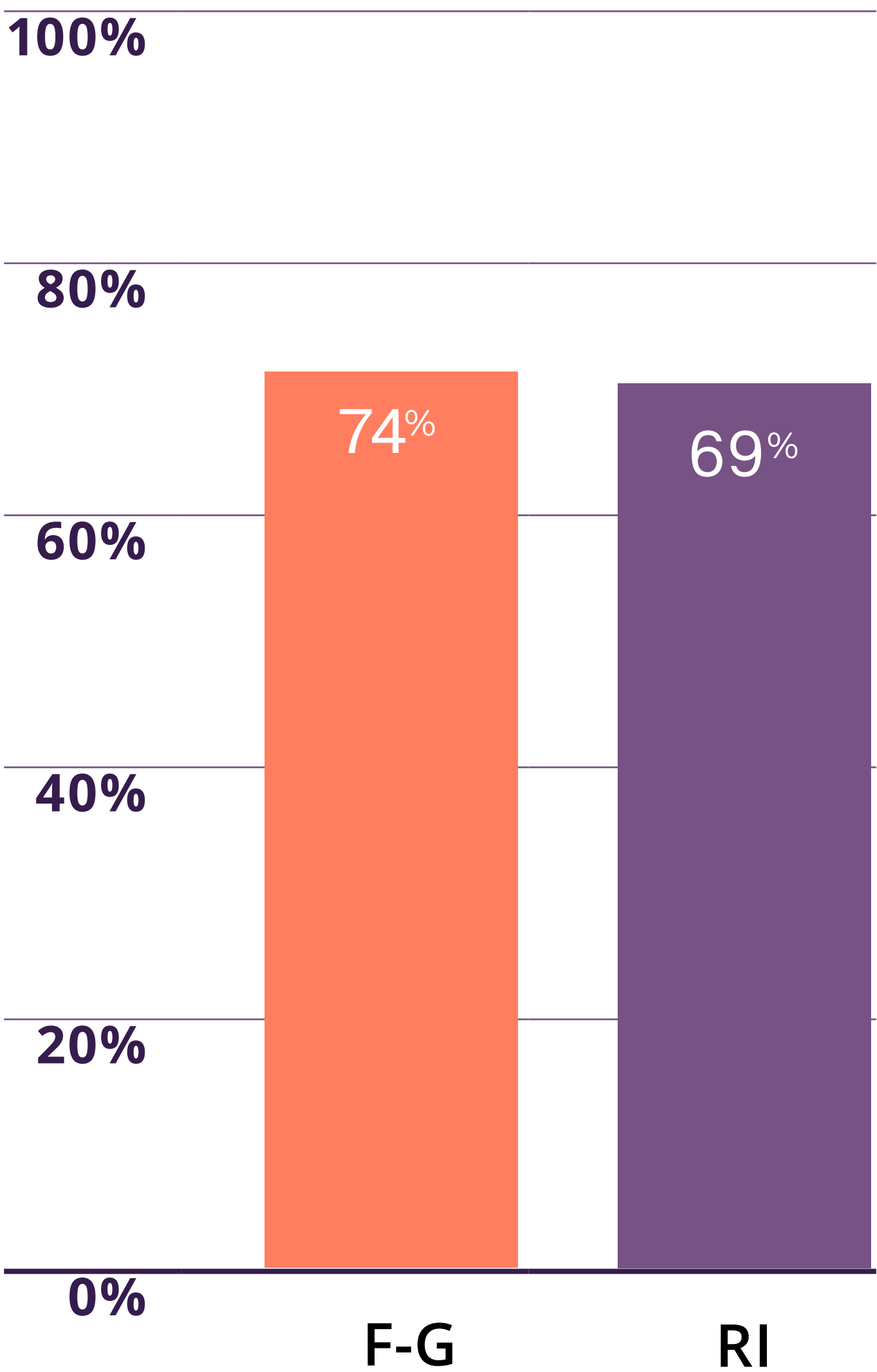
### RI PROMISE<sup>6</sup>

CCRI ENROLLED **2,271 RI PROMISE FIRST-TIME FIRST YEARS** IN FALL 2020. **57%** OF FALL 2019 COHORT RETURNED IN FALL 2020.

GRADUATED FROM HIGH SCHOOL IN FOUR YEARS.<sup>5</sup>



ENROLLED IN POSTSECONDARY EDUCATION WITHIN ONE YEAR OF HIGH SCHOOL GRADUATION.<sup>5</sup>



#### DATA SOURCES

- <sup>1</sup> 2015-2019 American Community Survey 5-Year Estimates Data Tables
- <sup>2</sup> RI Department of Labor and Training Local Area Unemployment Statistics for February 2021
- <sup>3</sup> U.S. Department of Education's Office of Federal Student Aid
- <sup>4</sup> RI Office of the Postsecondary Commissioner
- <sup>5</sup> RI Department of Education 2019-2020 District Report Cards (graduation rates and postsecondary enrollment is based on 2018-19 public high school graduates)
- <sup>6</sup> Community College of Rhode Island Fall 2020 Rhode Island Promise Report to the Commissioner of Postsecondary Education