

# Postsecondary Attainment Profile

## HOPKINTON, RI

### TOWN SNAPSHOT

	HOPKINTON	RI
WORKING-AGE POPULATION (AGE 25 – 64) <sup>1</sup>	4,509	559,348
ATTAINMENT RATE: ASSOCIATE DEGREE OR HIGHER (AGE 25 YEARS AND OVER) <sup>1</sup>	41%	42%
MEDIAN EARNINGS (AGE 25 YEARS AND OVER) <sup>1</sup>	\$47,987	\$45,211
UNEMPLOYMENT RATE (FEBRUARY 2021) <sup>2</sup>	8%	8%

### WORKING-AGE POPULATION<sup>1</sup>

Age 25 and Over by Educational Attainment

	HOPKINTON	RI
NO HIGH SCHOOL DIPLOMA	4%	11%
HIGH SCHOOL & EQUIVALENT	32%	28%
SOME COLLEGE	24%	18%
ASSOCIATE	10%	8%
BACHELOR'S +	31%	34%

### EDUCATION ATTAINMENT BY RACE/ETHNICITY<sup>1</sup>

Hopkinton (Age 25 and Over) by Educational Attainment and Race

	AM. IND. /AK NATIVE		ASIAN		BLACK /AFRICAN AM.		NAT.HAW /OTHER P.I.		SOME OTHER RACE		TWO OR MORE RACES		WHITE	
	H	RI	H	RI	H	RI	H	RI	H	RI	H	RI	H	RI
NO HIGH SCHOOL DIPLOMA	0%	27%	0%	13%	0%	15%	0%	1%	0%	34%	0%	14%	4%	9%
HS GRAD & EQUIVALENT	0%	38%	55%	18%	100%	32%	0%	35%	31%	32%	0%	25%	31%	28%
SOME COLLEGE OR ASSOCIATE'S DEGREE	0%	20%	0%	16%	0%	32%	0%	27%	69%	23%	0%	31%	34%	26%
BACHELOR'S +	0%	15%	45%	52%	0%	21%	0%	38%	0%	10%	0%	30%	31%	36%

### HISPANIC/LATINX POPULATION<sup>1</sup>

Age 25 and Over by Educational Attainment

	HOPKINTON	RI
NO HIGH SCHOOL DIPLOMA	0%	26%
HIGH SCHOOL & EQUIVALENT	0%	36%
SOME COLLEGE OR ASSOCIATE'S DEGREE	100%	23%
BACHELOR'S +	0%	14%

### FAFSA COMPLETION RATES<sup>3</sup>

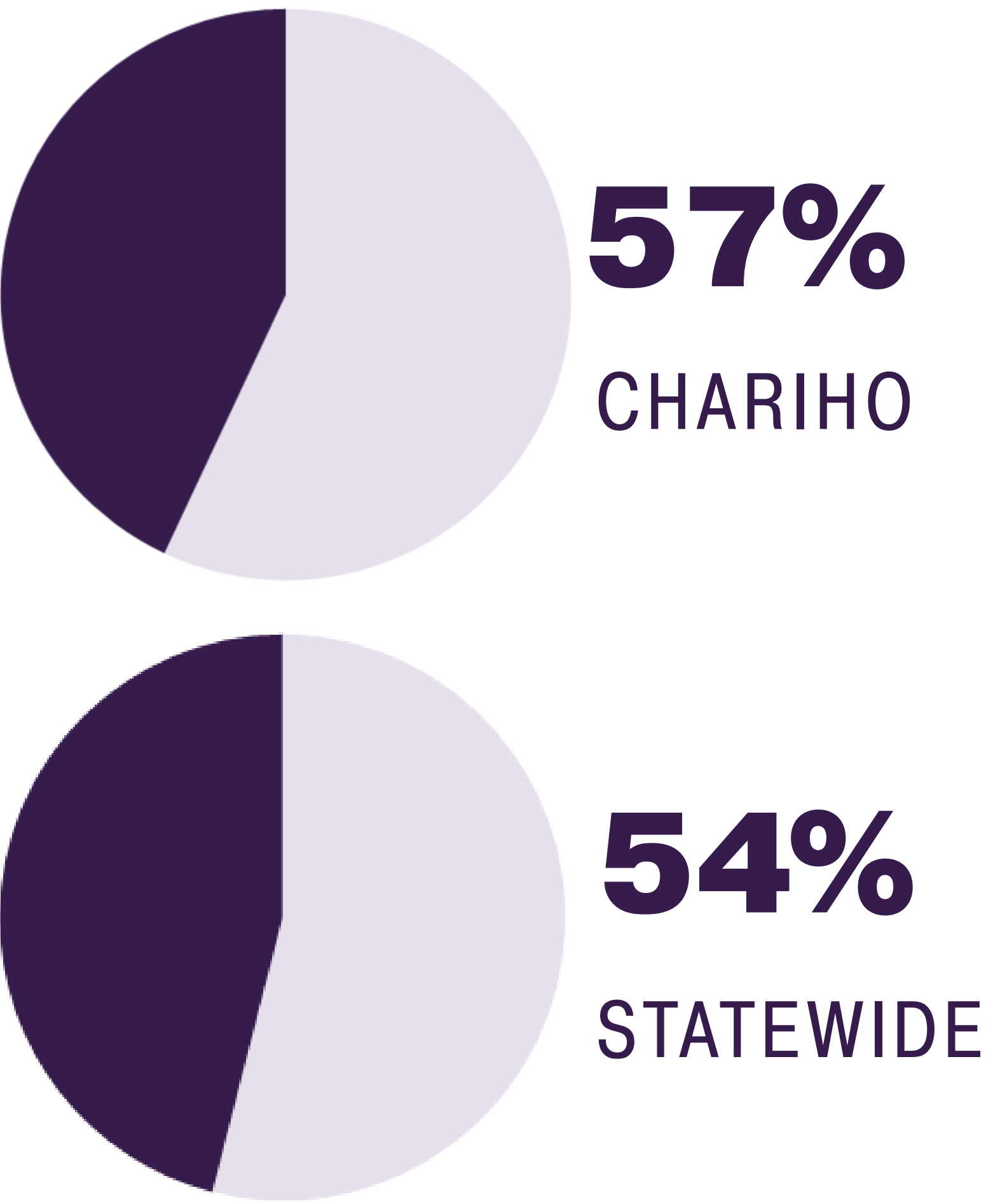
Through March 12, 2021

### UNEMPLOYMENT RATES<sup>2</sup>

Through February, 2021

### MEDIAN EARNINGS<sup>1</sup>

Educational Attainment Age 25 and Over



	HOPKINTON	RI
NO HIGH SCHOOL DIPLOMA	\$30,795	\$27,880
HIGH SCHOOL & EQUIVALENT	\$31,747	\$36,009
SOME COLLEGE OR ASSOCIATE'S DEGREE	\$49,805	\$40,976
BACHELOR'S	\$55,486	\$56,642
GRADUATE/ PROFESSIONAL	\$78,302	\$76,777

### POSTSECONDARY EDUCATION TRANSITION<sup>4</sup>

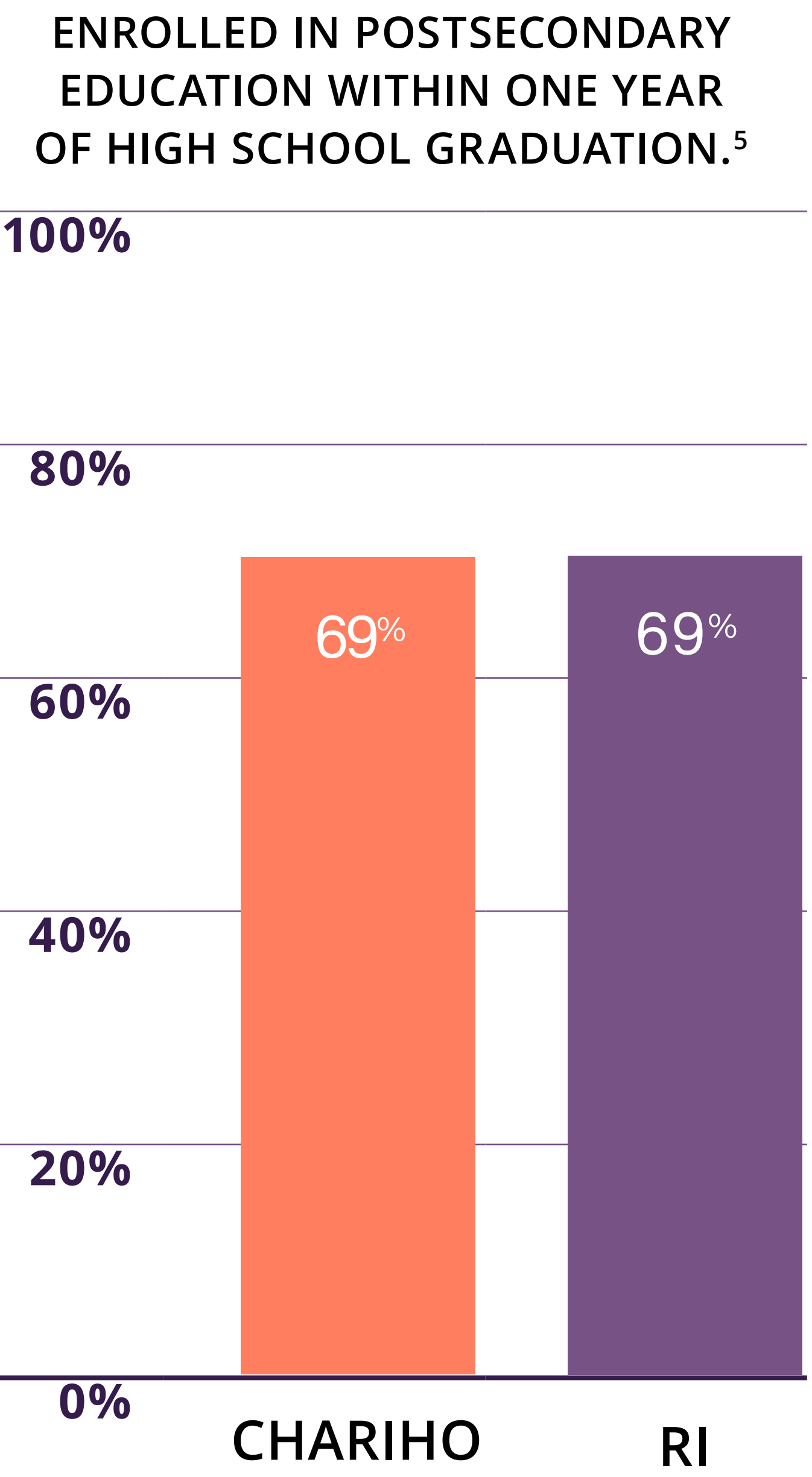
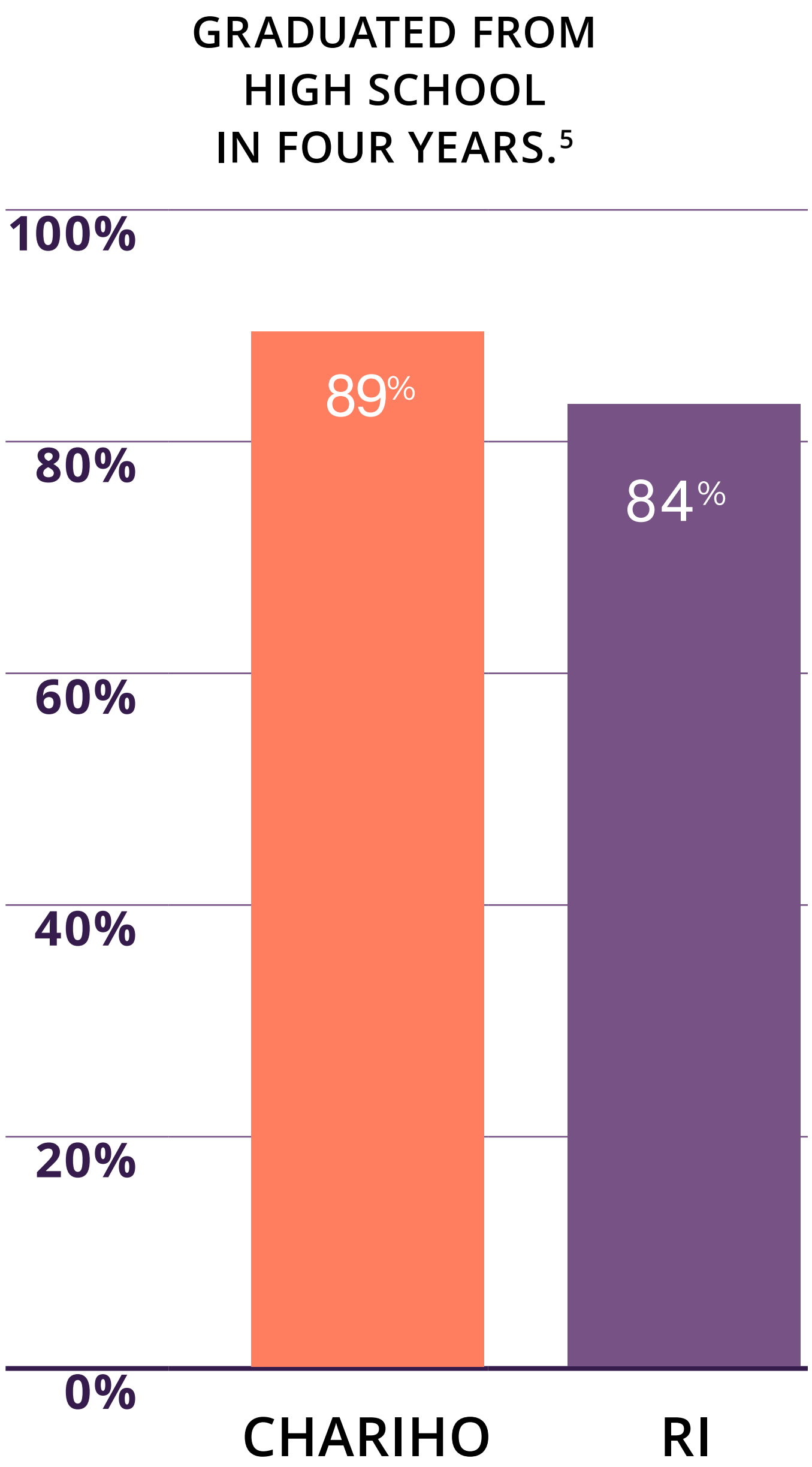
### RI STATE SCHOLARSHIPS<sup>4</sup>

### RI PROMISE<sup>6</sup>

**5,363 RHODE ISLAND HIGH SCHOOL STUDENTS** ENROLLED IN A DUAL AND/OR CONCURRENT COURSE. OF THOSE, **124 (2%) WERE CHARIHO STUDENTS.**

**\$9,595,000** IN SCHOLARSHIPS WERE AWARDED TO **8,652** STUDENTS AT RHODE ISLAND'S 3 PUBLIC AND 9 PRIVATE INSTITUTIONS OF HIGHER EDUCATION IN ACADEMIC YEAR 2019-20. **\$1,109** WAS THE AVERAGE AWARD.

CCRI ENROLLED **2,271 RI PROMISE FIRST-TIME FIRST YEARS** IN FALL 2020. **57%** OF FALL 2019 COHORT RETURNED IN FALL 2020.



#### DATA SOURCES

- <sup>1</sup> 2015-2019 American Community Survey 5-Year Estimates Data Tables
- <sup>2</sup> RI Department of Labor and Training Local Area Unemployment Statistics for February 2021
- <sup>3</sup> U.S. Department of Education's Office of Federal Student Aid
- <sup>4</sup> RI Office of the Postsecondary Commissioner
- <sup>5</sup> RI Department of Education 2019-2020 District Report Cards (graduation rates and postsecondary enrollment is based on 2018-19 public high school graduates)
- <sup>6</sup> Community College of Rhode Island Fall 2020 Rhode Island Promise Report to the Commissioner of Postsecondary Education