

Postsecondary Attainment Profile

NARRAGANSETT, RI

CITY SNAPSHOT		
	NARRA-GANSETT	RI
WORKING-AGE POPULATION (AGE 25 – 64) ¹	6,576	559,348
ATTAINMENT RATE: ASSOCIATE DEGREE OR HIGHER (AGE 25 YEARS AND OVER) ¹	64%	42%
MEDIAN EARNINGS (AGE 25 YEARS AND OVER) ¹	\$60,201	\$45,211
UNEMPLOYMENT RATE (FEBRUARY 2021) ²	5%	8%

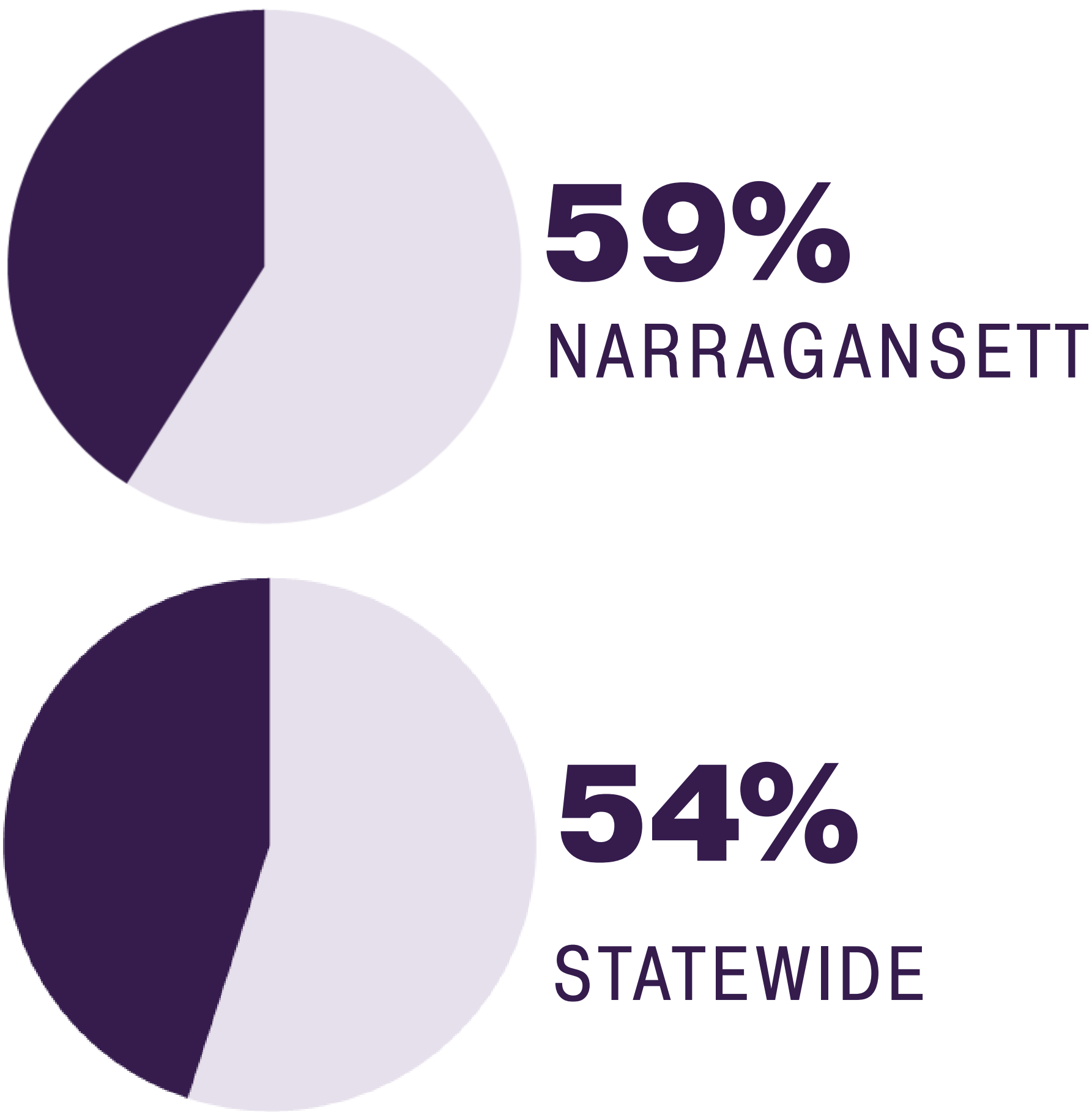
WORKING-AGE POPULATION ¹ Age 25 and Over by Educational Attainment		
	NARRA-GANSETT	RI
NO HIGH SCHOOL DIPLOMA	2%	11%
HIGH SCHOOL & EQUIVALENT	17%	28%
SOME COLLEGE	17%	18%
ASSOCIATE	7%	8%
BACHELOR'S +	57%	34%

EDUCATION ATTAINMENT BY RACE/ETHNICITY ¹ Narragansett Population (Age 25 and Over) by Educational Attainment and Race														
	AM. IND. /AK NATIVE		ASIAN		BLACK /AFRICAN AM.		NAT.HAW /OTHER P.I.		SOME OTHER RACE		TWO OR MORE RACES		WHITE	
	N	RI	N	RI	N	RI	N	RI	N	RI	N	RI	N	RI
NO HIGH SCHOOL DIPLOMA	0%	27%	0%	13%	30%	15%	0%	1%	0%	34%	19%	14%	2%	9%
HS GRAD & EQUIVALENT	0%	38%	31%	18%	38%	32%	0%	35%	68%	32%	0%	25%	16%	28%
SOME COLLEGE OR ASSOCIATE'S DEGREE	0%	20%	0%	16%	0%	32%	0%	27%	32%	23%	10%	31%	25%	26%
BACHELOR'S +	0%	15%	69%	52%	33%	21%	0%	38%	0%	10%	71%	30%	57%	36%

HISPANIC/LATINX POPULATION ¹ Age 25 and Over by Educational Attainment		
	NARRA-GANSETT	RI
NO HIGH SCHOOL DIPLOMA	0%	26%
HIGH SCHOOL & EQUIVALENT	37%	36%
SOME COLLEGE OR ASSOCIATE'S DEGREE	18%	23%
BACHELOR'S +	46%	14%

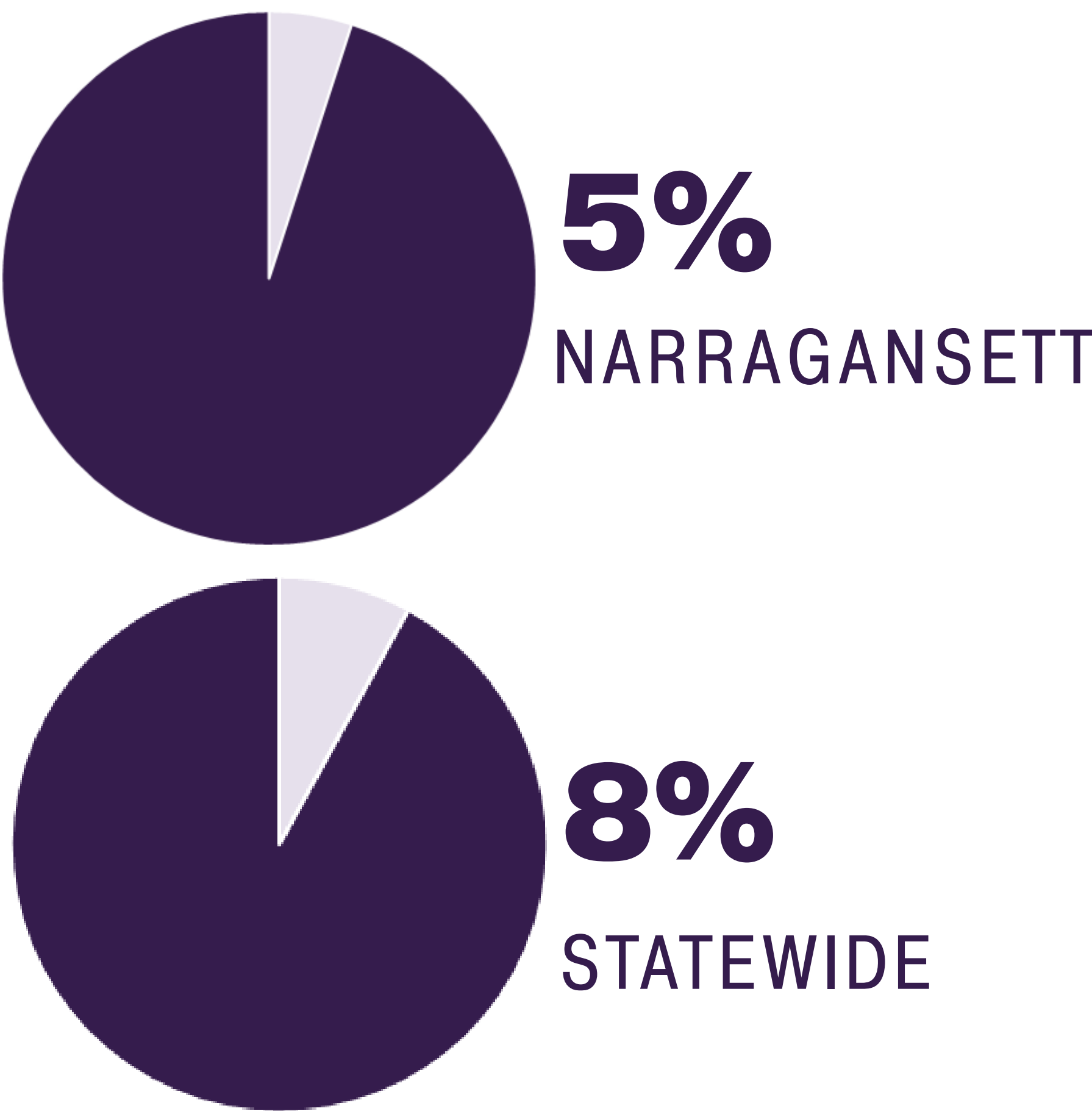
FAFSA COMPLETION RATES³

Through March 12, 2021



UNEMPLOYMENT RATES²

Through February, 2021



MEDIAN EARNINGS¹

Educational Attainment Age 25 and Over

	NARRA-GANSETT	RI
NO HIGH SCHOOL DIPLOMA	\$37,717	\$27,880
HIGH SCHOOL & EQUIVALENT	\$39,188	\$36,009
SOME COLLEGE OR ASSOCIATE'S DEGREE	\$34,444	\$40,976
BACHELOR'S	\$62,936	\$56,642
GRADUATE/ PROFESSIONAL	\$93,007	\$76,777

POSTSECONDARY EDUCATION TRANSITION⁴

5,363 RHODE ISLAND HIGH SCHOOL STUDENTS ENROLLED IN A DUAL AND/OR CONCURRENT COURSE. OF THOSE, 111 (2%) WERE NARRAGANSETT STUDENTS.

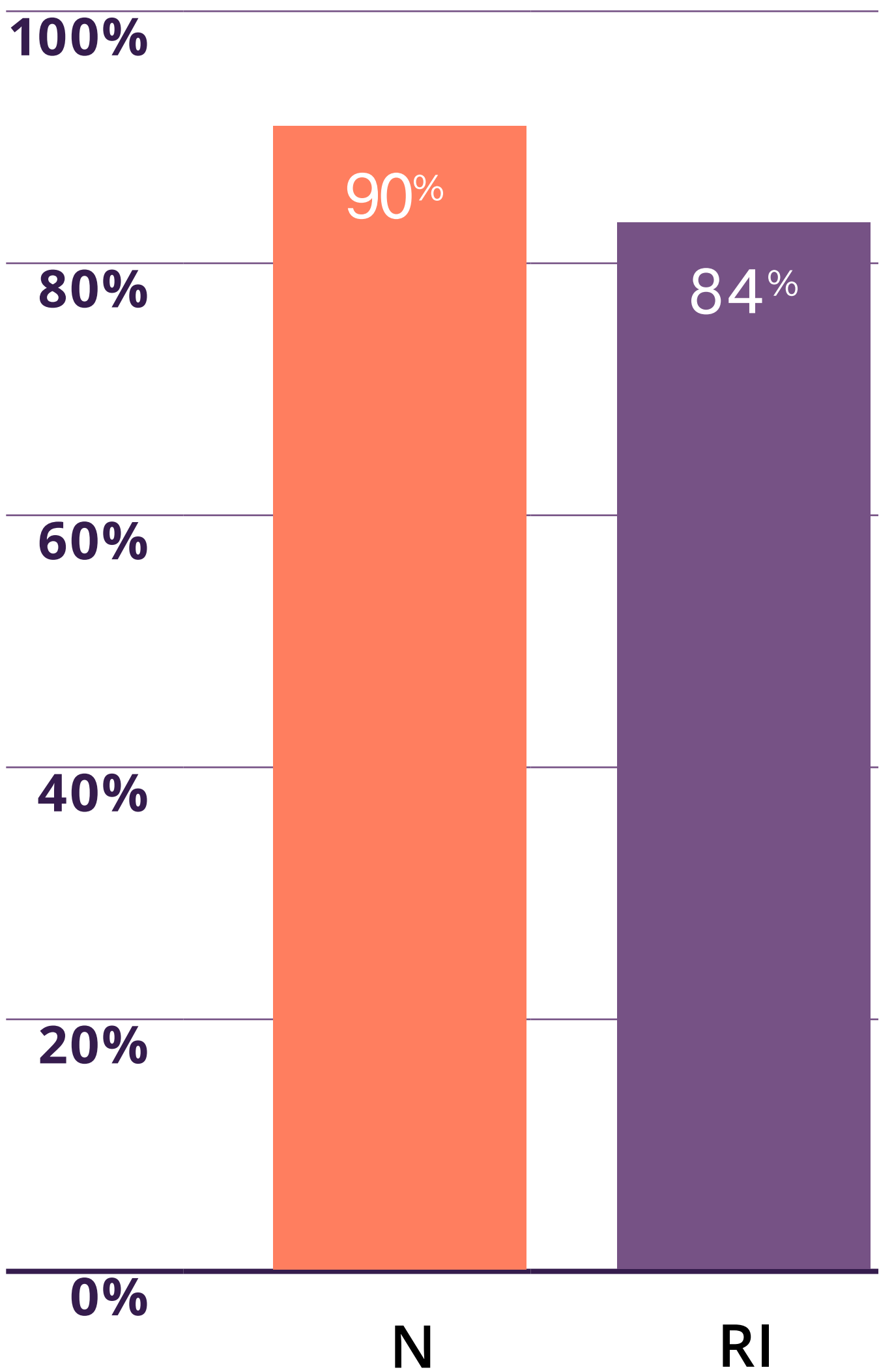
RI STATE SCHOLARSHIPS⁴

\$9,595,000 IN SCHOLARSHIPS WERE AWARDED TO 8,652 STUDENTS AT RHODE ISLAND'S 3 PUBLIC AND 9 PRIVATE INSTITUTIONS OF HIGHER EDUCATION IN ACADEMIC YEAR 2019-20. \$1,109 WAS THE AVERAGE AWARD.

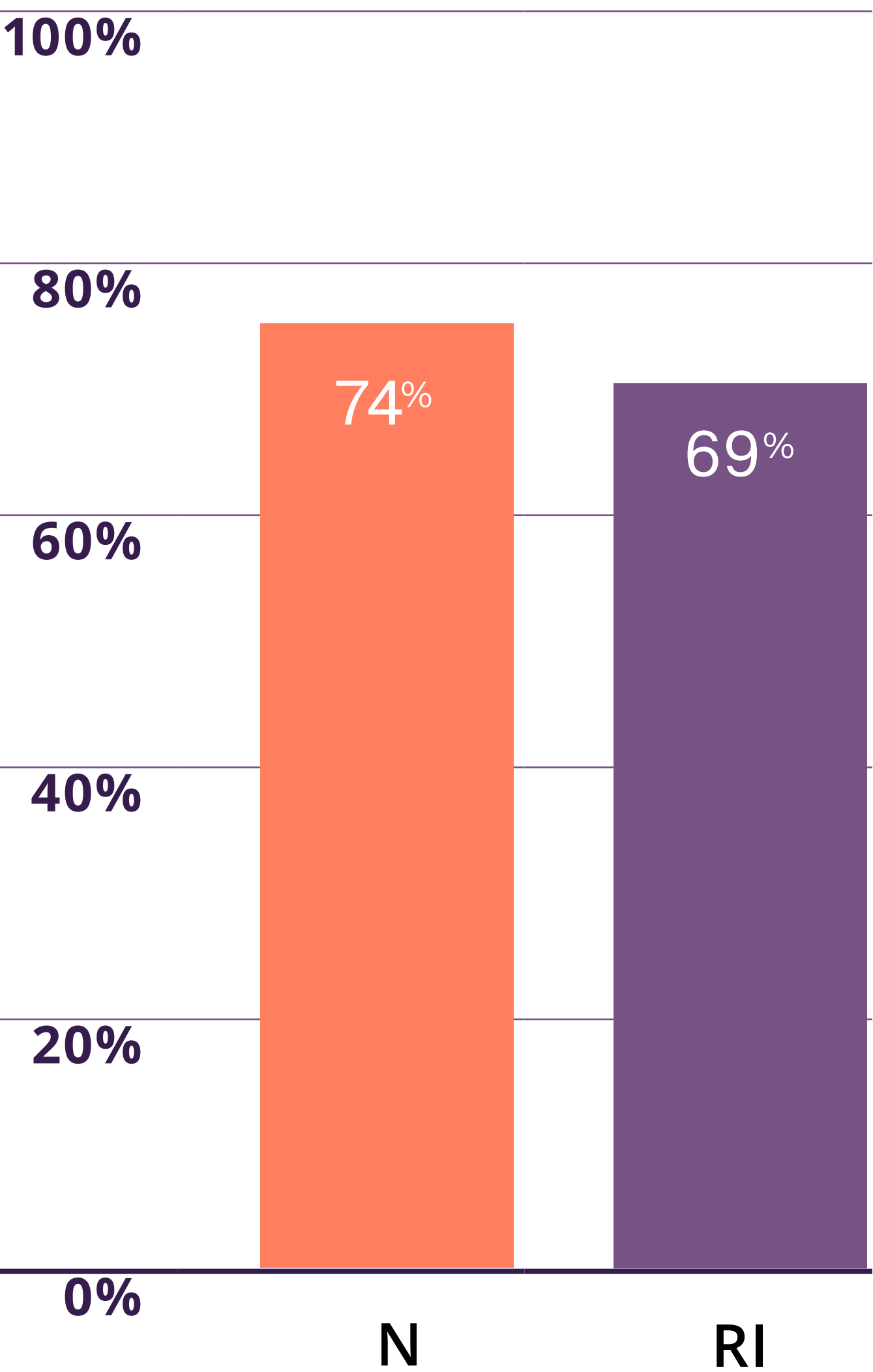
RI PROMISE⁶

CCRI ENROLLED 2,271 RI PROMISE FIRST-TIME FIRST YEARS IN FALL 2020. 57% OF FALL 2019 COHORT RETURNED IN FALL 2020.

GRADUATED FROM HIGH SCHOOL IN FOUR YEARS.⁵



ENROLLED IN POSTSECONDARY EDUCATION WITHIN ONE YEAR OF HIGH SCHOOL GRADUATION.⁵



DATA SOURCES

- ¹ 2015-2019 American Community Survey 5-Year Estimates Data Tables
- ² RI Department of Labor and Training Local Area Unemployment Statistics for February 2021
- ³ U.S. Department of Education’s Office of Federal Student Aid
- ⁴ RI Office of the Postsecondary Commissioner
- ⁵ RI Department of Education 2019-2020 District Report Cards (graduation rates and postsecondary enrollment is based on 2018-19 public high school graduates)
- ⁶ Community College of Rhode Island Fall 2020 Rhode Island Promise Report to the Commissioner of Postsecondary Education