

Postsecondary Attainment Profile

NEWPORT, RI

CITY SNAPSHOT

	NEWPORT	RI
WORKING-AGE POPULATION (AGE 25 – 64) ¹	12,593	559,348
ATTAINMENT RATE: ASSOCIATE DEGREE OR HIGHER (AGE 25 YEARS AND OVER) ¹	58%	42%
MEDIAN EARNINGS (AGE 25 YEARS AND OVER) ¹	\$43,067	\$45,211
UNEMPLOYMENT RATE (FEBRUARY 2021) ²	8%	8%

WORKING-AGE POPULATION¹

Age 25 and Over by Educational Attainment

	NEWPORT	RI
NO HIGH SCHOOL DIPLOMA	6%	11%
HIGH SCHOOL & EQUIVALENT	20%	28%
SOME COLLEGE	16%	18%
ASSOCIATE	5%	8%
BACHELOR'S +	53%	34%

EDUCATION ATTAINMENT BY RACE/ETHNICITY¹

Newport Population (Age 25 and Over) by Educational Attainment and Race

	AM. IND. /AK NATIVE		ASIAN		BLACK /AFRICAN AM.		NAT.HAW /OTHER P.I.		SOME OTHER RACE		TWO OR MORE RACES		WHITE	
	N	RI	N	RI	N	RI	N	RI	N	RI	N	RI	N	RI
NO HIGH SCHOOL DIPLOMA	11%	27%	0%	13%	8%	15%	0%	1%	8%	34%	1%	14%	6%	9%
HS GRAD & EQUIVALENT	57%	38%	6%	18%	50%	32%	0%	35%	43%	32%	28%	25%	17%	28%
SOME COLLEGE OR ASSOCIATE'S DEGREE	32%	20%	6%	16%	23%	32%	100%	27%	38%	23%	15%	31%	21%	26%
BACHELOR'S +	0%	15%	87%	52%	19%	21%	0%	38%	11%	10%	56%	30%	56%	36%

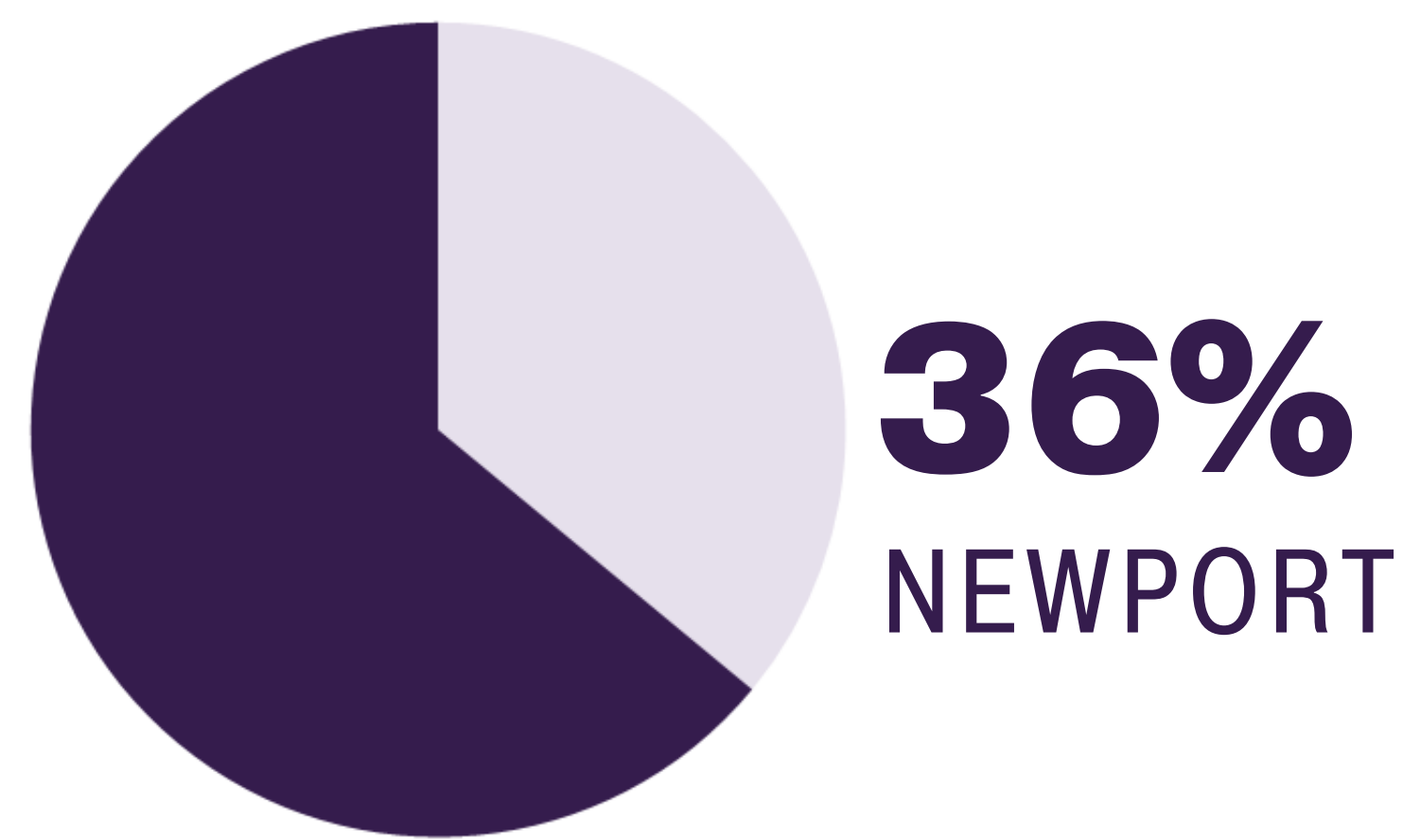
HISPANIC/LATINX POPULATION¹

Age 25 and Over by Educational Attainment

	NEWPORT	RI
NO HIGH SCHOOL DIPLOMA	21%	26%
HIGH SCHOOL & EQUIVALENT	34%	36%
SOME COLLEGE OR ASSOCIATE'S DEGREE	24%	23%
BACHELOR'S +	21%	14%

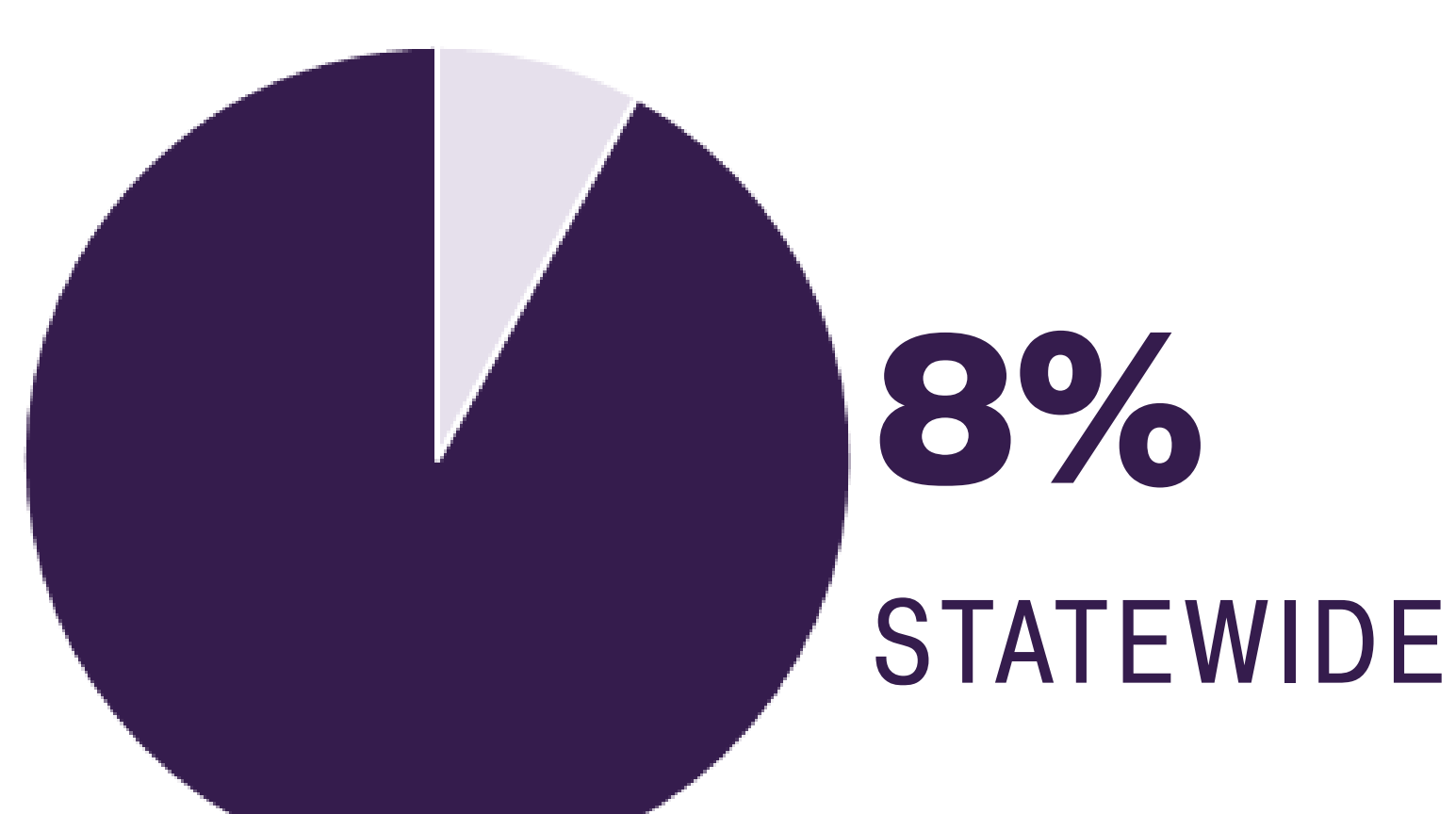
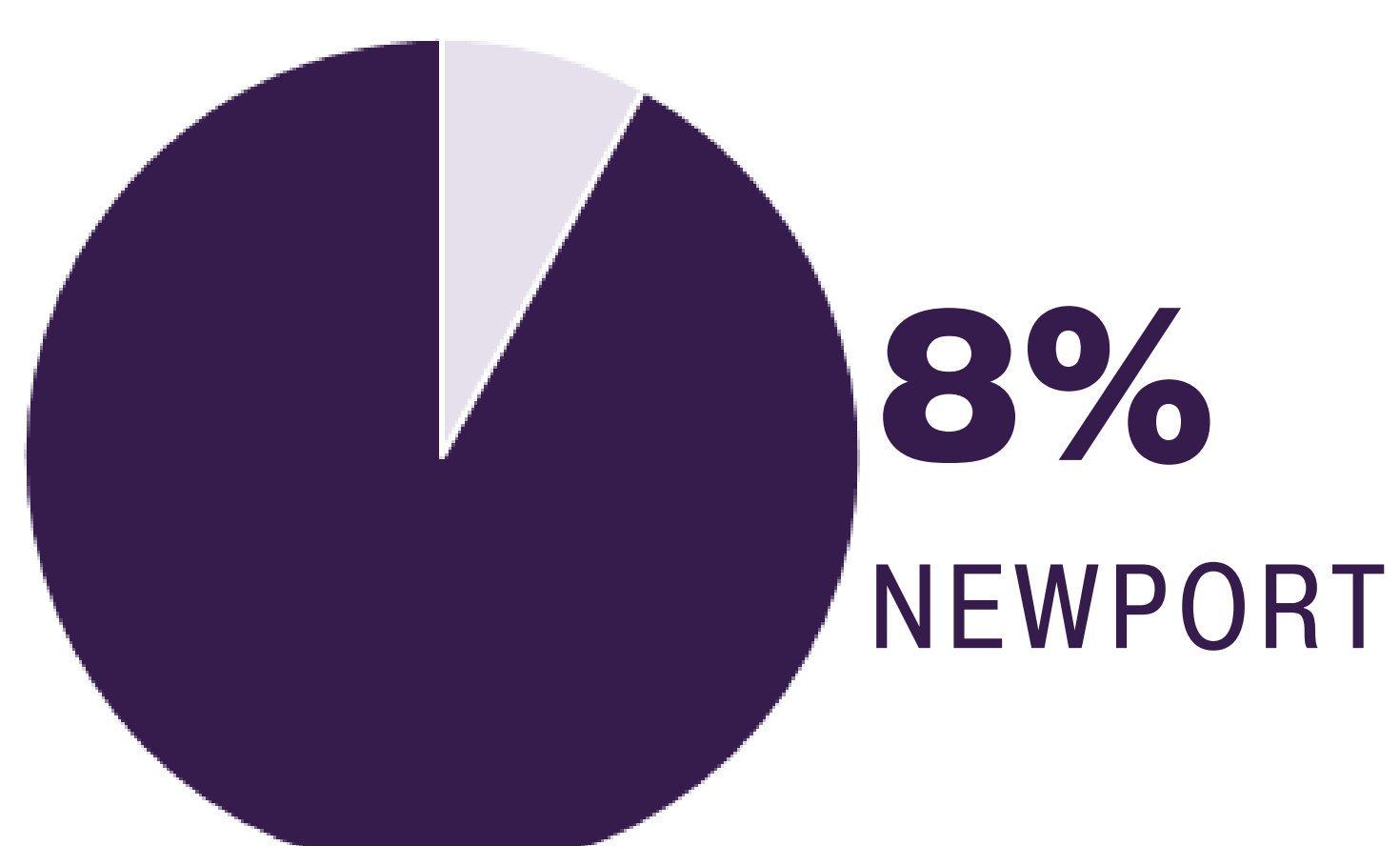
FAFSA COMPLETION RATES³

Through March 12, 2021



UNEMPLOYMENT RATES²

Through February, 2021



MEDIAN EARNINGS¹

Educational Attainment Age 25 and Over

	NEWPORT	RI
NO HIGH SCHOOL DIPLOMA	\$29,643	\$27,880
HIGH SCHOOL & EQUIVALENT	\$30,588	\$36,009
SOME COLLEGE OR ASSOCIATE'S DEGREE	\$32,360	\$40,976
BACHELOR'S	\$50,859	\$56,642
GRADUATE/ PROFESSIONAL	\$71,023	\$76,777

POSTSECONDARY EDUCATION TRANSITION⁴

5,363 RHODE ISLAND HIGH SCHOOL STUDENTS ENROLLED IN A DUAL AND/OR CONCURRENT COURSE. OF THOSE, **77 (1%)** WERE **NEWPORT STUDENTS.**

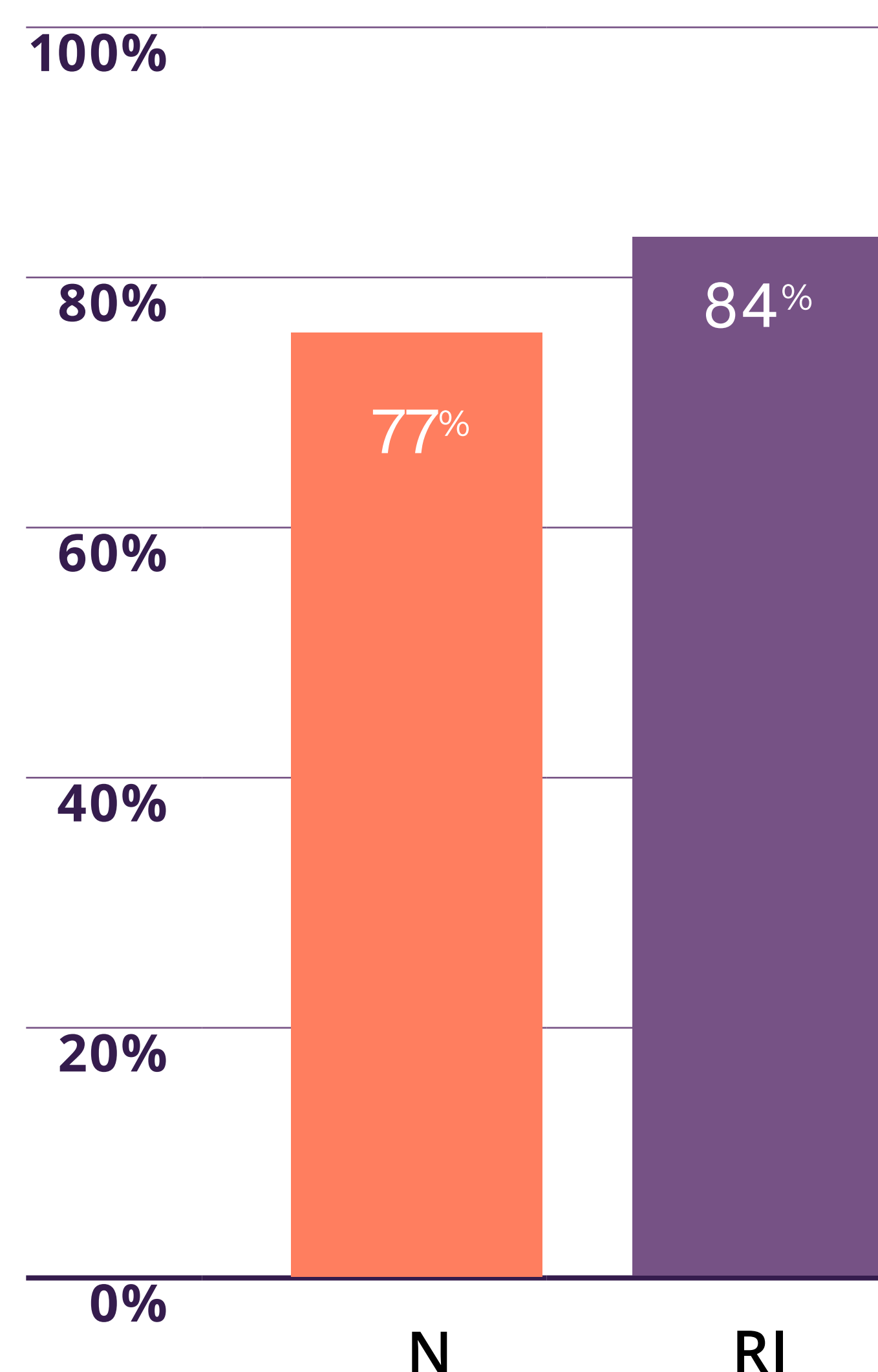
RI STATE SCHOLARSHIPS⁴

\$9,595,000 IN SCHOLARSHIPS WERE AWARDED TO **8,652** STUDENTS AT RHODE ISLAND'S 3 PUBLIC AND 9 PRIVATE INSTITUTIONS OF HIGHER EDUCATION IN ACADEMIC YEAR 2019-20. **\$1,109** WAS THE AVERAGE AWARD.

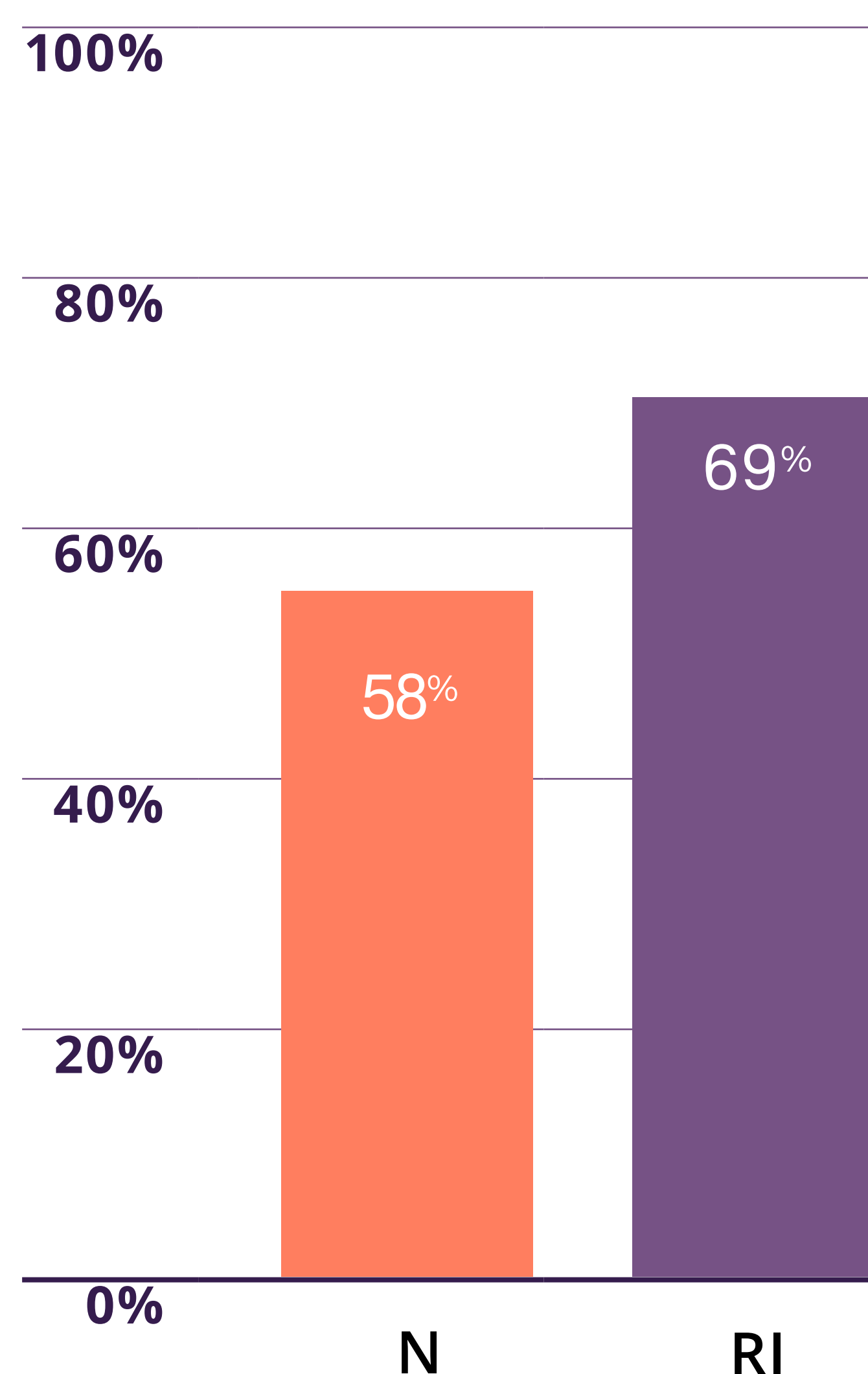
RI PROMISE⁶

CCRI ENROLLED **2,271 RI PROMISE FIRST-TIME FIRST YEARS** IN FALL 2020. **57%** OF FALL 2019 COHORT RETURNED IN FALL 2020.

GRADUATED FROM HIGH SCHOOL IN FOUR YEARS.⁵



ENROLLED IN POSTSECONDARY EDUCATION WITHIN ONE YEAR OF HIGH SCHOOL GRADUATION.⁵



DATA SOURCES

- ¹ 2015-2019 American Community Survey 5-Year Estimates Data Tables
- ² RI Department of Labor and Training Local Area Unemployment Statistics for February 2021
- ³ U.S. Department of Education's Office of Federal Student Aid
- ⁴ RI Office of the Postsecondary Commissioner
- ⁵ RI Department of Education 2019-2020 District Report Cards (graduation rates and postsecondary enrollment is based on 2018-19 public high school graduates)
- ⁶ Community College of Rhode Island Fall 2020 Rhode Island Promise Report to the Commissioner of Postsecondary Education