

Postsecondary Attainment Profile

SCITUATE, RI

TOWN SNAPSHOT			WORKING-AGE POPULATION <sup>1</sup>		
	SCITUATE	RI		SCITUATE	RI
WORKING-AGE POPULATION (AGE 25 – 64) <sup>1</sup>	5,890	559,348	NO HIGH SCHOOL DIPLOMA	4%	11%
ATTAINMENT RATE: ASSOCIATE DEGREE OR HIGHER (AGE 25 YEARS AND OVER) <sup>1</sup>	45%	42%	HIGH SCHOOL & EQUIVALENT	26%	28%
MEDIAN EARNINGS (AGE 25 YEARS AND OVER) <sup>1</sup>	\$56,467	\$45,211	SOME COLLEGE	25%	18%
UNEMPLOYMENT RATE (FEBRUARY 2021) <sup>2</sup>	7%	8%	ASSOCIATE	8%	8%
			BACHELOR’S +	37%	34%

EDUCATION ATTAINMENT BY RACE/ETHNICITY <sup>1</sup>														
Scituate (Age 25 and Over) by Educational Attainment and Race														
	AM. IND. /AK NATIVE		ASIAN		BLACK /AFRICAN AM.		NAT.HAW /OTHER P.I.		SOME OTHER RACE		TWO OR MORE RACES		WHITE	
	S	RI	S	RI	S	RI	S	RI	S	RI	S	RI	S	RI
NO HIGH SCHOOL DIPLOMA	0%	27%	38%	13%	0%	15%	0%	1%	0%	34%	7%	14%	4%	9%
HS GRAD & EQUIVALENT	0%	38%	32%	18%	0%	32%	0%	35%	0%	32%	0%	25%	27%	28%
SOME COLLEGE OR ASSOCIATE’S DEGREE	0%	20%	9%	16%	0%	32%	0%	27%	0%	23%	16%	31%	34%	26%
BACHELOR’S +	0%	15%	20%	52%	100%	21%	0%	38%	0%	10%	77%	30%	36%	36%

HISPANIC/LATINX POPULATION <sup>1</sup>		
Age 25 and Over by Educational Attainment		
	SCITUATE	RI
NO HIGH SCHOOL DIPLOMA	5%	26%
HIGH SCHOOL & EQUIVALENT	0%	36%
SOME COLLEGE OR ASSOCIATE’S DEGREE	54%	23%
BACHELOR’S +	40%	14%

## FAFSA COMPLETION RATES<sup>3</sup>

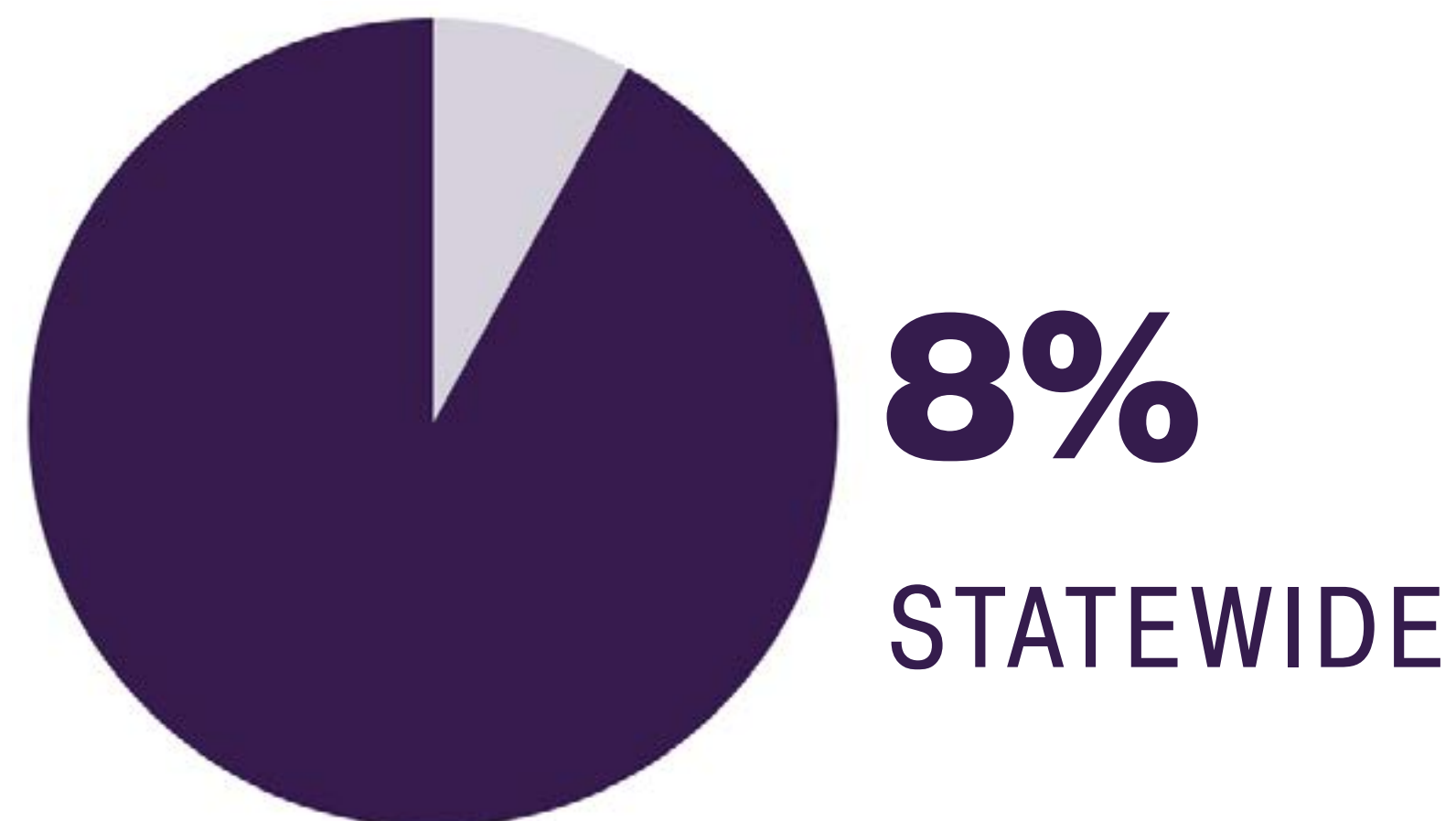
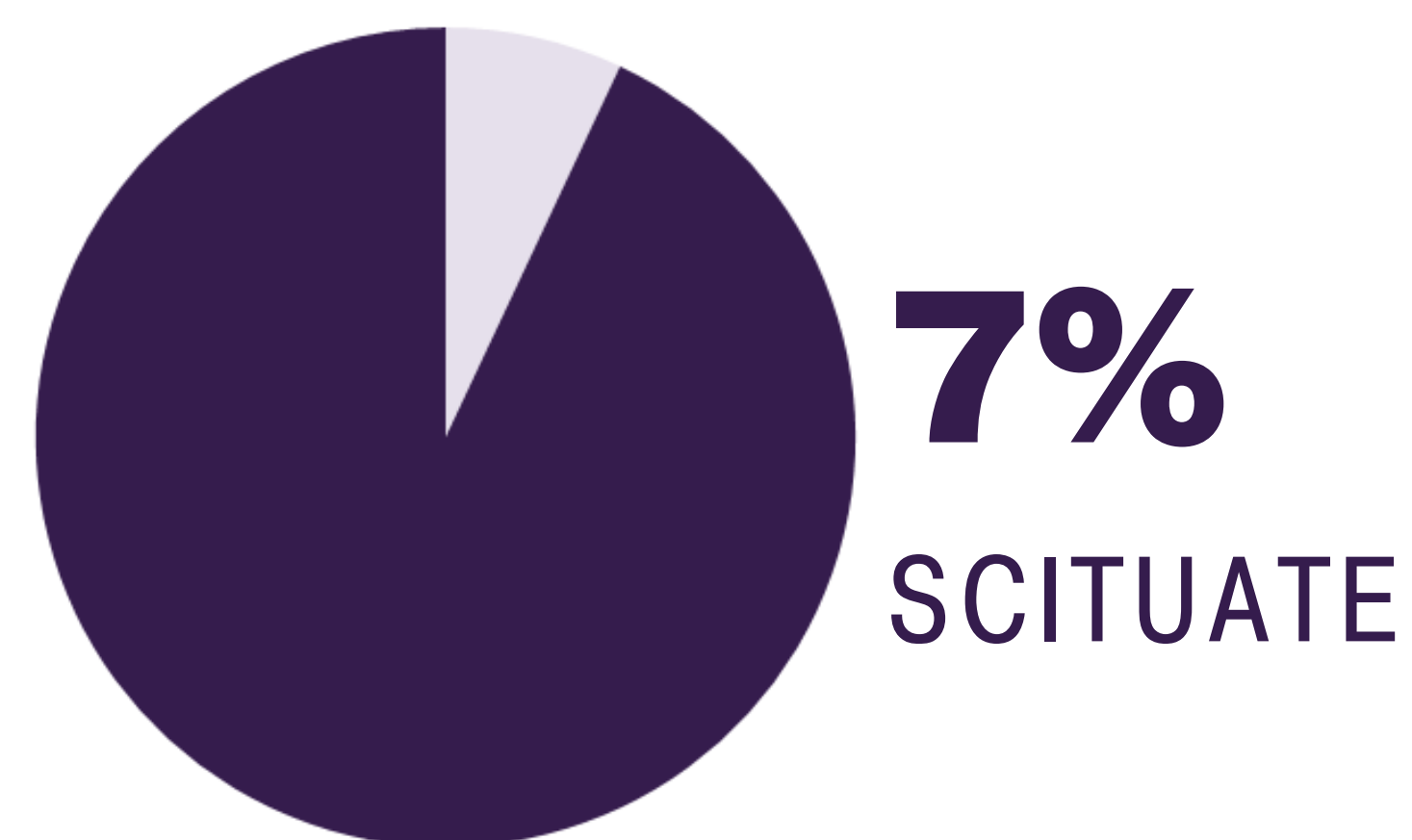
Through March 12, 2021

## UNEMPLOYMENT RATES<sup>2</sup>

Through February, 2021

## MEDIAN EARNINGS<sup>1</sup>

Educational Attainment Age 25 and Over



	SCITUATE	RI
NO HIGH SCHOOL DIPLOMA	\$44,583	\$27,880
HIGH SCHOOL & EQUIVALENT	\$51,136	\$36,009
SOME COLLEGE OR ASSOCIATE'S DEGREE	\$44,295	\$40,976
BACHELOR'S	\$64,688	\$56,642
GRADUATE/ PROFESSIONAL	\$82,390	\$76,777

## POSTSECONDARY EDUCATION TRANSITION<sup>4</sup>

**5,363 RHODE ISLAND HIGH SCHOOL STUDENTS** ENROLLED IN A DUAL AND/OR CONCURRENT COURSE. OF THOSE, **105 (2%)** WERE **SCITUATE STUDENTS.**

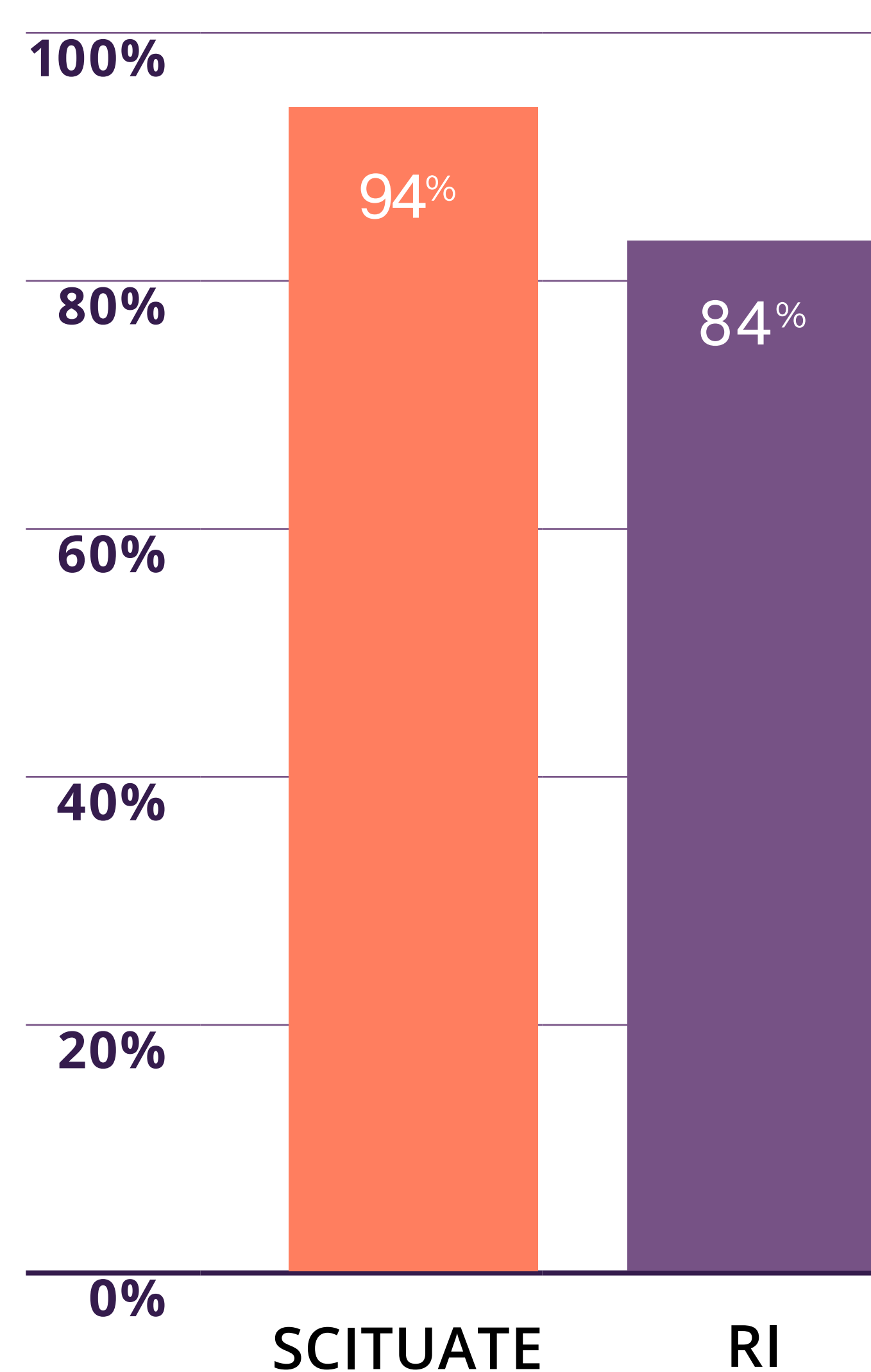
## RI STATE SCHOLARSHIPS<sup>4</sup>

**\$9,595,000** IN SCHOLARSHIPS WERE AWARDED TO **8,652** STUDENTS AT RHODE ISLAND'S 3 PUBLIC AND 9 PRIVATE INSTITUTIONS OF HIGHER EDUCATION IN ACADEMIC YEAR 2019-20. **\$1,109** WAS THE AVERAGE AWARD.

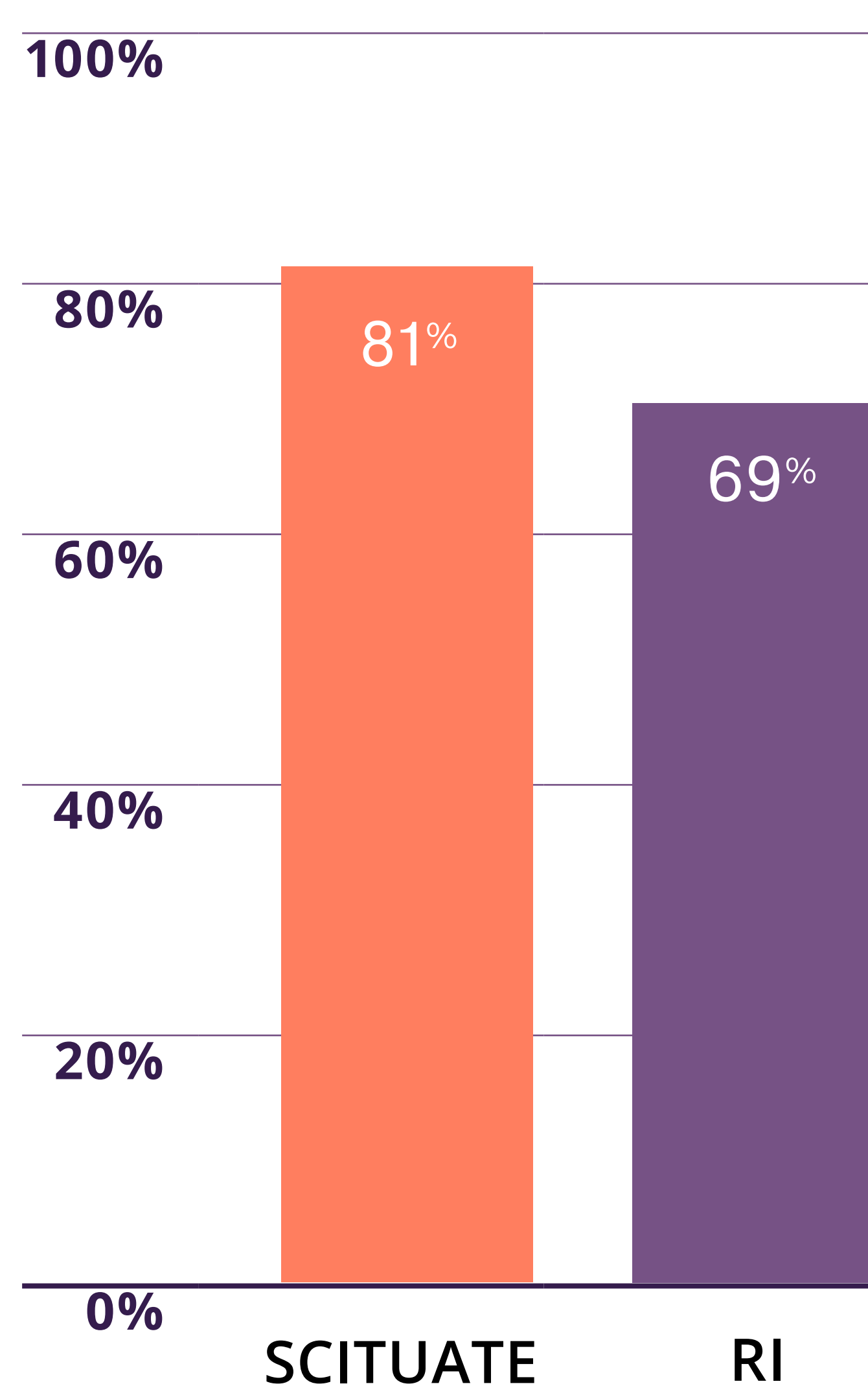
## RI PROMISE<sup>6</sup>

CCRI ENROLLED **2,271 RI PROMISE FIRST-TIME FIRST YEARS** IN FALL 2020. **57%** OF FALL 2019 COHORT RETURNED IN FALL 2020.

## GRADUATED FROM HIGH SCHOOL IN FOUR YEARS.<sup>5</sup>



## ENROLLED IN POSTSECONDARY EDUCATION WITHIN ONE YEAR OF HIGH SCHOOL GRADUATION.<sup>5</sup>



## DATA SOURCES

- <sup>1</sup> 2015-2019 American Community Survey 5-Year Estimates Data Tables
- <sup>2</sup> RI Department of Labor and Training Local Area Unemployment Statistics for February 2021
- <sup>3</sup> U.S. Department of Education's Office of Federal Student Aid
- <sup>4</sup> RI Office of the Postsecondary Commissioner
- <sup>5</sup> RI Department of Education 2019-2020 District Report Cards (graduation rates and postsecondary enrollment is based on 2018-19 public high school graduates)
- <sup>6</sup> Community College of Rhode Island Fall 2020 Rhode Island Promise Report to the Commissioner of Postsecondary Education