

Postsecondary Attainment Profile

SMITHFIELD, RI

TOWN SNAPSHOT

	SMITHFIELD	RI
WORKING-AGE POPULATION (AGE 25 – 64) <sup>1</sup>	10,296	559,348
ATTAINMENT RATE: ASSOCIATE DEGREE OR HIGHER (AGE 25 YEARS AND OVER) <sup>1</sup>	45%	42%
MEDIAN EARNINGS (AGE 25 YEARS AND OVER) <sup>1</sup>	\$54,357	\$45,211
UNEMPLOYMENT RATE (FEBRUARY 2021) <sup>2</sup>	7%	8%

WORKING-AGE POPULATION<sup>1</sup>

Age 25 and Over by Educational Attainment

	SMITHFIELD	RI
NO HIGH SCHOOL DIPLOMA	7%	11%
HIGH SCHOOL & EQUIVALENT	29%	28%
SOME COLLEGE	19%	18%
ASSOCIATE	9%	8%
BACHELOR'S +	36%	34%

EDUCATION ATTAINMENT BY RACE/ETHNICITY<sup>1</sup>

Smithfield (Age 25 and Over) by Educational Attainment and Race

	AM. IND. /AK NATIVE		ASIAN		BLACK /AFRICAN AM.		NAT.HAW /OTHER P.I.		SOME OTHER RACE		TWO OR MORE RACES		WHITE	
	S	RI	S	RI	S	RI	S	RI	S	RI	S	RI	S	RI
NO HIGH SCHOOL DIPLOMA	0%	27%	10%	13%	35%	15%	0%	1%	11%	34%	21%	14%	7%	9%
HS GRAD & EQUIVALENT	0%	38%	12%	18%	20%	32%	0%	35%	86%	32%	15%	25%	29%	28%
SOME COLLEGE OR ASSOCIATE'S DEGREE	0%	20%	14%	16%	40%	32%	0%	27%	3%	23%	22%	31%	28%	26%
BACHELOR'S +	100%	15%	65%	52%	5%	21%	0%	38%	0%	10%	41%	30%	36%	36%

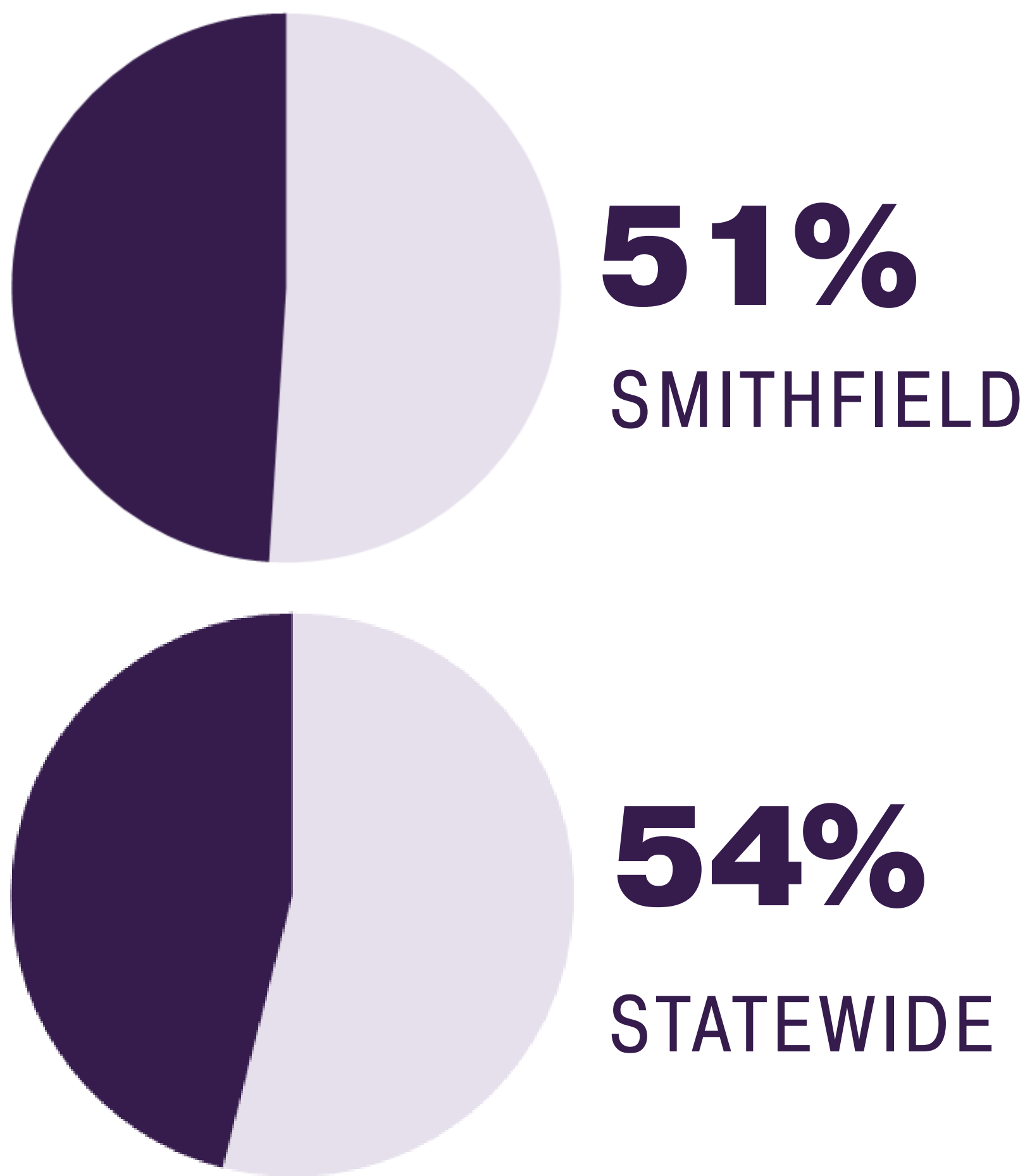
HISPANIC/LATINX POPULATION<sup>1</sup>

Age 25 and Over by Educational Attainment

	SMITHFIELD	RI
NO HIGH SCHOOL DIPLOMA	4%	26%
HIGH SCHOOL & EQUIVALENT	61%	36%
SOME COLLEGE OR ASSOCIATE'S DEGREE	17%	23%
BACHELOR'S +	18%	14%

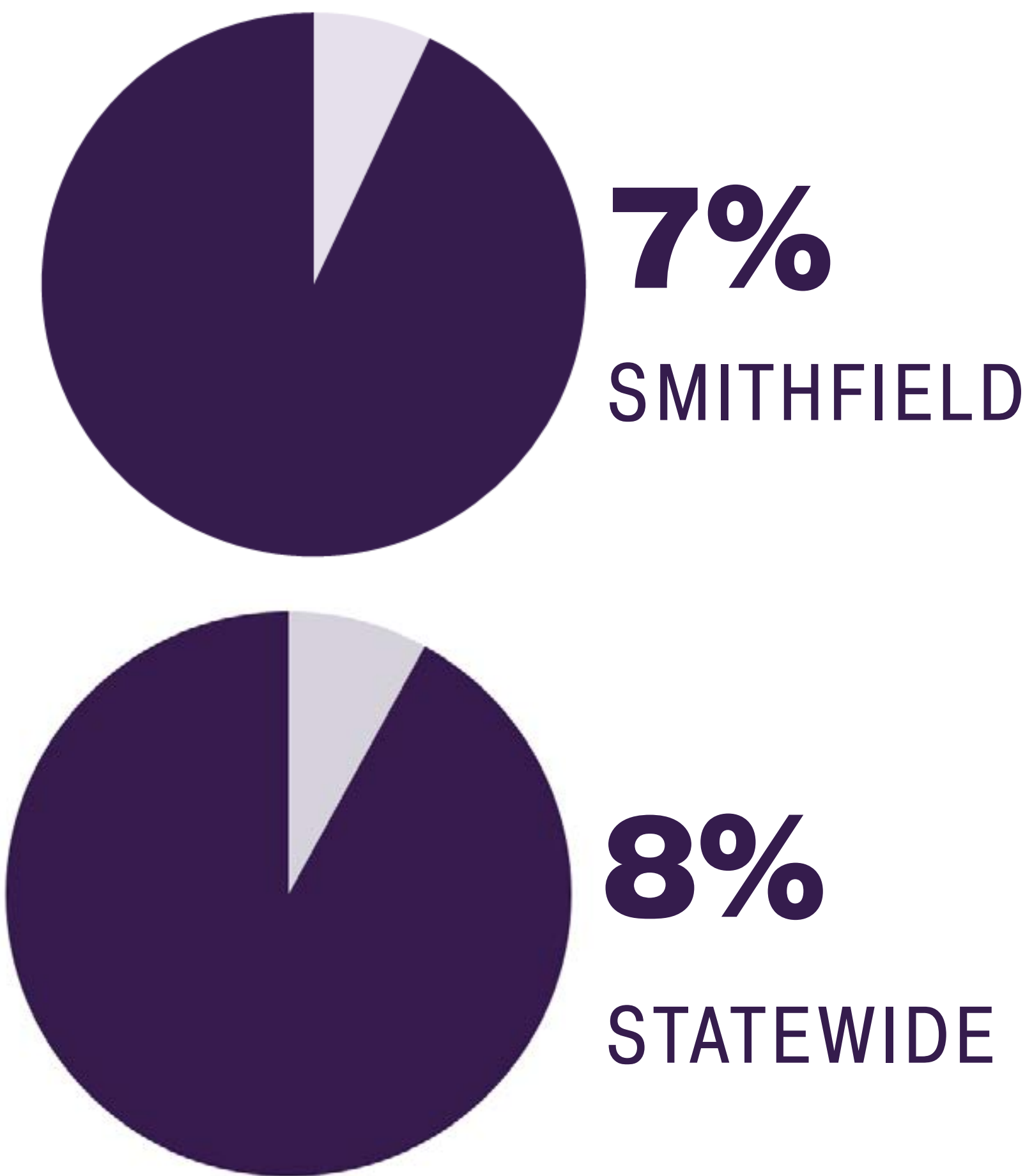
### FAFSA COMPLETION RATES<sup>3</sup>

Through March 12, 2021



### UNEMPLOYMENT RATES<sup>2</sup>

Through February, 2021



### MEDIAN EARNINGS<sup>1</sup>

Educational Attainment Age 25 and Over

	SMITHFIELD	RI
NO HIGH SCHOOL DIPLOMA	\$48,382	\$27,880
HIGH SCHOOL & EQUIVALENT	\$42,417	\$36,009
SOME COLLEGE OR ASSOCIATE'S DEGREE	\$50,551	\$40,976
BACHELOR'S	\$65,321	\$56,642
GRADUATE/ PROFESSIONAL	\$86,264	\$76,777

### POSTSECONDARY EDUCATION TRANSITION<sup>4</sup>

5,363 RHODE ISLAND HIGH SCHOOL STUDENTS ENROLLED IN A DUAL AND/OR CONCURRENT COURSE. OF THOSE, 252 (5%) WERE SMITHFIELD STUDENTS.

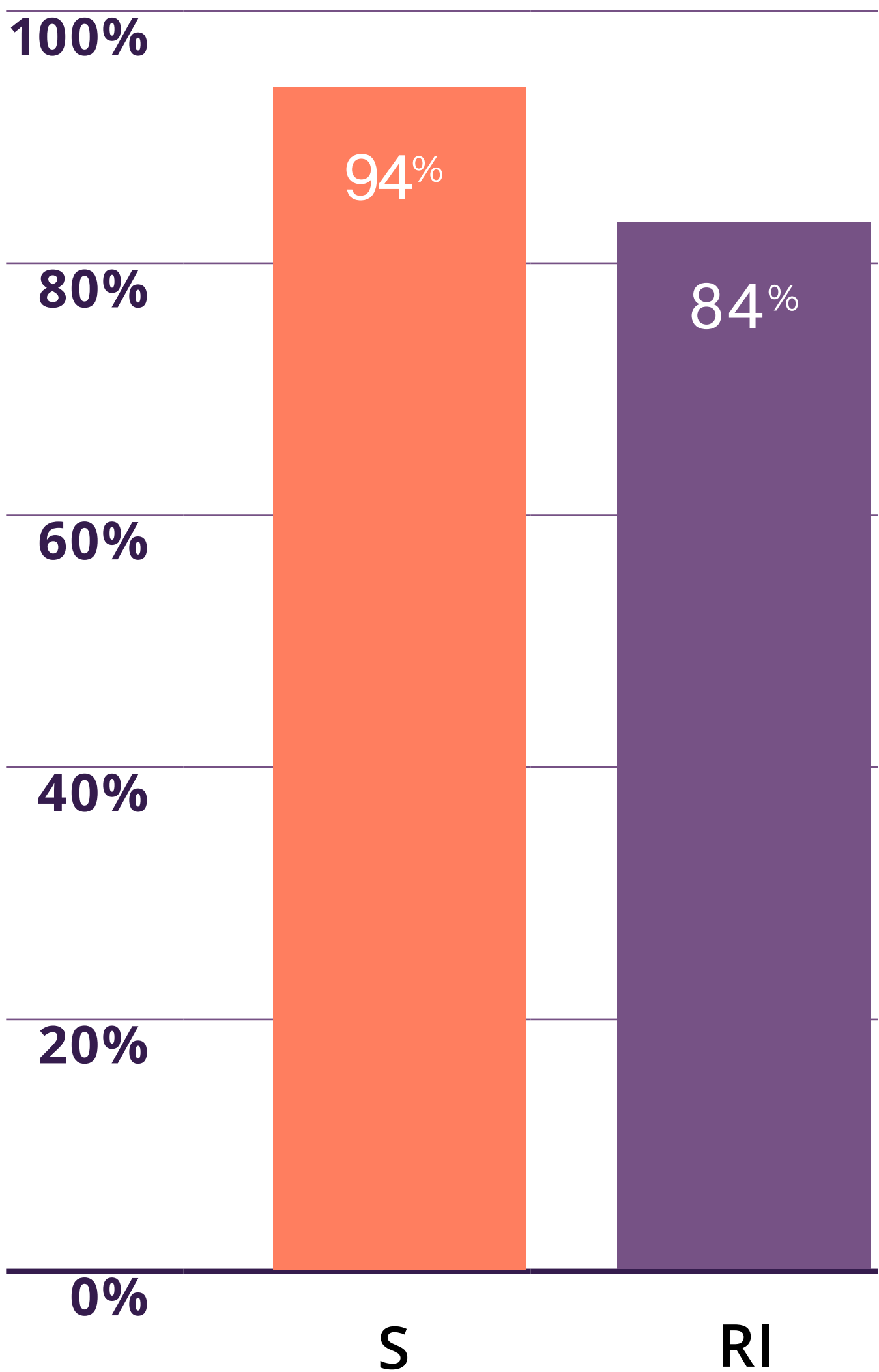
### RI STATE SCHOLARSHIPS<sup>4</sup>

\$9,595,000 IN SCHOLARSHIPS WERE AWARDED TO 8,652 STUDENTS AT RHODE ISLAND'S 3 PUBLIC AND 9 PRIVATE INSTITUTIONS OF HIGHER EDUCATION IN ACADEMIC YEAR 2019-20. \$1,109 WAS THE AVERAGE AWARD.

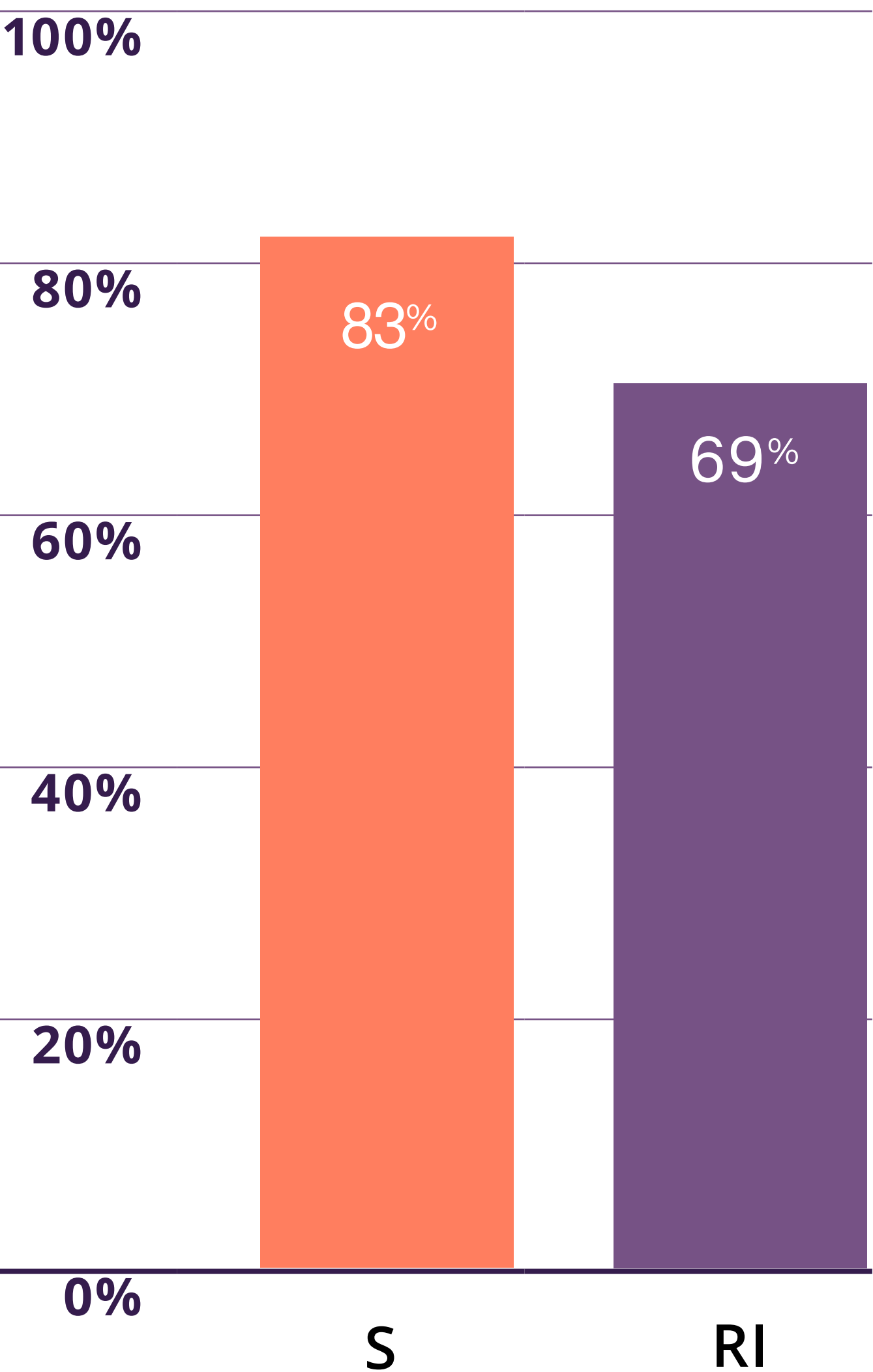
### RI PROMISE<sup>6</sup>

CCRI ENROLLED 2,271 RI PROMISE FIRST-TIME FIRST YEARS IN FALL 2020. 57% OF FALL 2019 COHORT RETURNED IN FALL 2020.

GRADUATED FROM HIGH SCHOOL IN FOUR YEARS.<sup>5</sup>



ENROLLED IN POSTSECONDARY EDUCATION WITHIN ONE YEAR OF HIGH SCHOOL GRADUATION.<sup>5</sup>



#### DATA SOURCES

- <sup>1</sup> 2015-2019 American Community Survey 5-Year Estimates Data Tables
- <sup>2</sup> RI Department of Labor and Training Local Area Unemployment Statistics for February 2021
- <sup>3</sup> U.S. Department of Education's Office of Federal Student Aid
- <sup>4</sup> RI Office of the Postsecondary Commissioner
- <sup>5</sup> RI Department of Education 2019-2020 District Report Cards (graduation rates and postsecondary enrollment is based on 2018-19 public high school graduates)
- <sup>6</sup> Community College of Rhode Island Fall 2020 Rhode Island Promise Report to the Commissioner of Postsecondary Education