

Postsecondary Attainment Profile

TIVERTON, RI

TOWN SNAPSHOT

	TIVERTON	RI
WORKING-AGE POPULATION (AGE 25 – 64) ¹	8,364	559,348
ATTAINMENT RATE: ASSOCIATE DEGREE OR HIGHER (AGE 25 YEARS AND OVER) ¹	42%	42%
MEDIAN EARNINGS (AGE 25 YEARS AND OVER) ¹	\$45,855	\$45,211
UNEMPLOYMENT RATE (FEBRUARY 2021) ²	8%	8%

WORKING-AGE POPULATION¹

Age 25 and Over by Educational Attainment

	TIVERTON	RI
NO HIGH SCHOOL DIPLOMA	9%	11%
HIGH SCHOOL & EQUIVALENT	32%	28%
SOME COLLEGE	18%	18%
ASSOCIATE	9%	8%
BACHELOR'S +	33%	34%

EDUCATION ATTAINMENT BY RACE/ETHNICITY¹

Tiverton (Age 25 and Over) by Educational Attainment and Race

	AM. IND. /AK NATIVE		ASIAN		BLACK /AFRICAN AM.		NAT.HAW /OTHER P.I.		SOME OTHER RACE		TWO OR MORE RACES		WHITE	
	T	RI	T	RI	T	RI	T	RI	T	RI	T	RI	T	RI
NO HIGH SCHOOL DIPLOMA	0%	27%	0%	13%	2%	15%	0%	1%	0%	34%	0%	14%	9%	9%
HS GRAD & EQUIVALENT	0%	38%	20%	18%	1%	32%	0%	35%	0%	32%	0%	25%	32%	28%
SOME COLLEGE OR ASSOCIATE'S DEGREE	100%	20%	10%	16%	70%	32%	0%	27%	0%	23%	47%	31%	27%	26%
BACHELOR'S +	0%	15%	70%	52%	28%	21%	0%	38%	100%	10%	53%	30%	32%	36%

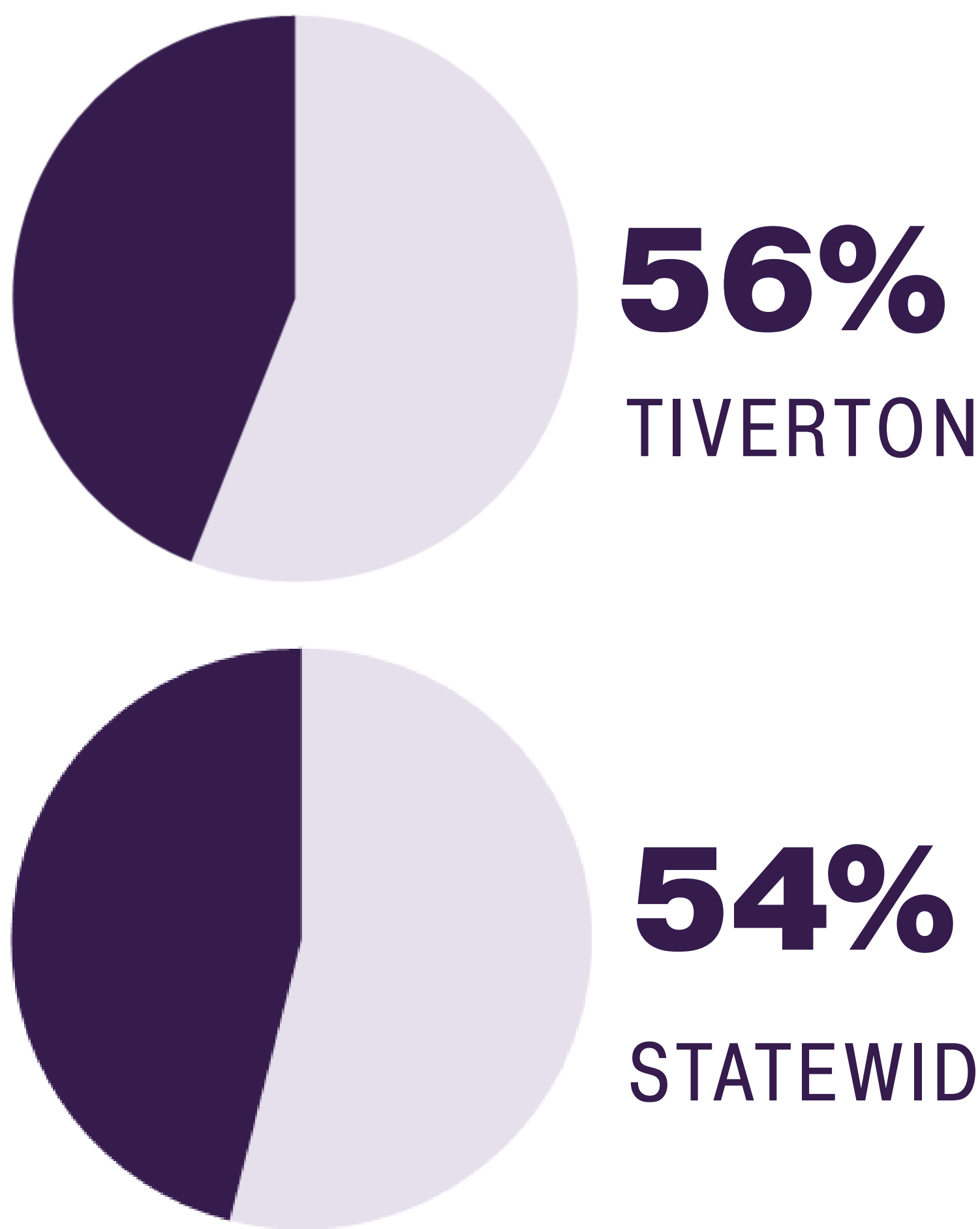
HISPANIC/LATINX POPULATION¹

Age 25 and Over by Educational Attainment

	TIVERTON	RI
NO HIGH SCHOOL DIPLOMA	10%	26%
HIGH SCHOOL & EQUIVALENT	26%	36%
SOME COLLEGE OR ASSOCIATE'S DEGREE	0%	23%
BACHELOR'S +	64%	14%

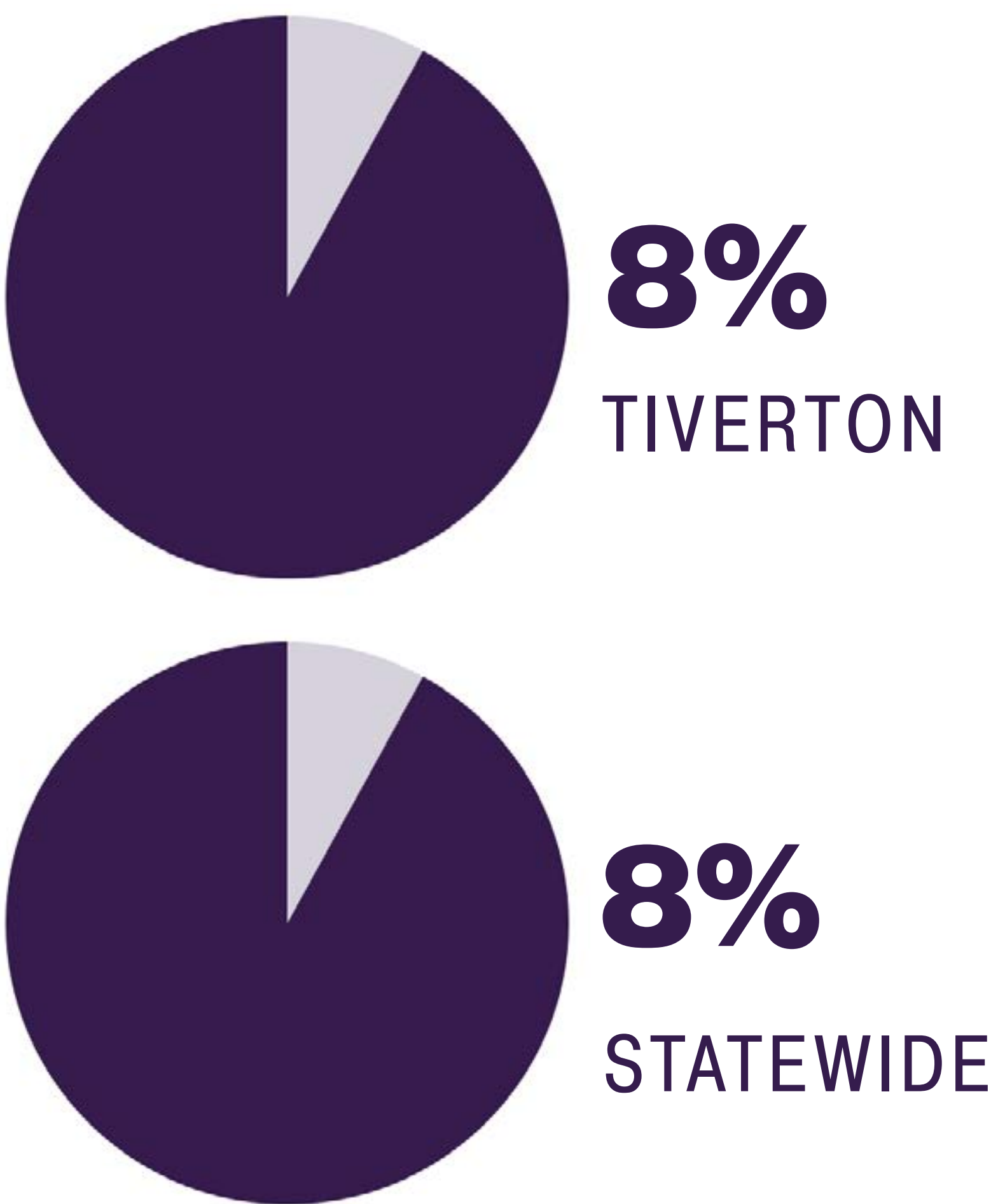
FAFSA COMPLETION RATES³

Through March 12, 2021



UNEMPLOYMENT RATES²

Through February, 2021



MEDIAN EARNINGS¹

Educational Attainment Age 25 and Over

	TIVERTON	RI
NO HIGH SCHOOL DIPLOMA	\$41,563	\$27,880
HIGH SCHOOL & EQUIVALENT	\$38,975	\$36,009
SOME COLLEGE OR ASSOCIATE'S DEGREE	\$39,434	\$40,976
BACHELOR'S	\$53,859	\$56,642
GRADUATE/ PROFESSIONAL	\$82,500	\$76,777

POSTSECONDARY EDUCATION TRANSITION⁴

5,363 RHODE ISLAND HIGH SCHOOL STUDENTS ENROLLED IN A DUAL AND/OR CONCURRENT COURSE. OF THOSE, 82 (2%) WERE TIVERTON STUDENTS.

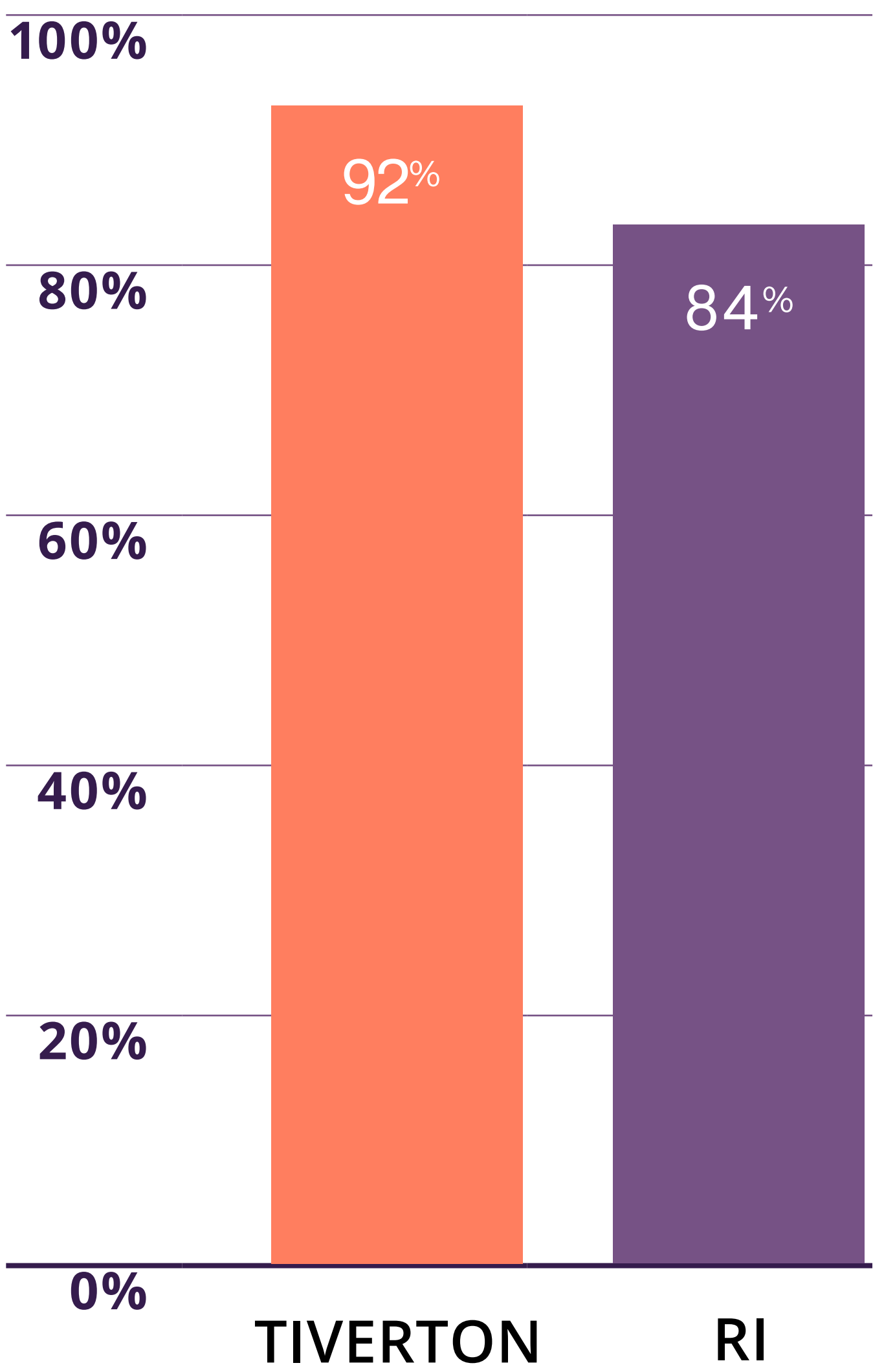
RI STATE SCHOLARSHIPS⁴

\$9,595,000 IN SCHOLARSHIPS WERE AWARDED TO 8,652 STUDENTS AT RHODE ISLAND'S 3 PUBLIC AND 9 PRIVATE INSTITUTIONS OF HIGHER EDUCATION IN ACADEMIC YEAR 2019-20. \$1,109 WAS THE AVERAGE AWARD.

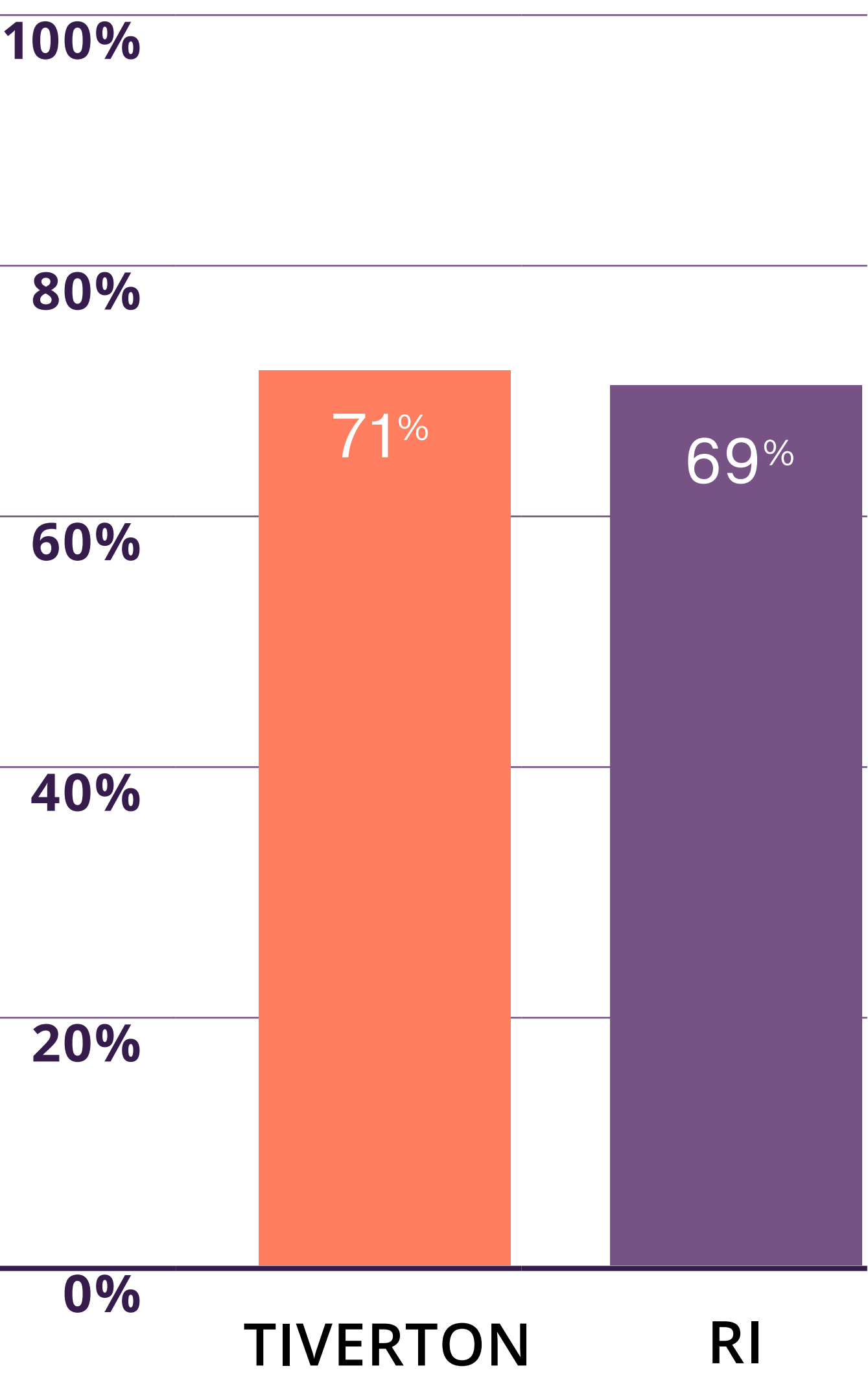
RI PROMISE⁶

CCRI ENROLLED 2,271 RI PROMISE FIRST-TIME FIRST YEARS IN FALL 2020. 57% OF FALL 2019 COHORT RETURNED IN FALL 2020.

GRADUATED FROM HIGH SCHOOL IN FOUR YEARS.⁵



ENROLLED IN POSTSECONDARY EDUCATION WITHIN ONE YEAR OF HIGH SCHOOL GRADUATION.⁵



DATA SOURCES

¹ 2015-2019 American Community Survey 5-Year Estimates Data Tables
² RI Department of Labor and Training Local Area Unemployment Statistics for February 2021
³ U.S. Department of Education's Office of Federal Student Aid
⁴ RI Office of the Postsecondary Commissioner
⁵ RI Department of Education 2019-2020 District Report Cards (graduation rates and postsecondary enrollment is based on 2018-19 public high school graduates)
⁶ Community College of Rhode Island Fall 2020 Rhode Island Promise Report to the Commissioner of Postsecondary Education