

Postsecondary Attainment Profile

CENTRAL FALLS, RI

CITY SNAPSHOT

	CENTRAL FALLS	RI
WORKING-AGE POPULATION (AGE 25 - 64) ¹	10,246	559,348
ATTAINMENT RATE: ASSOCIATE DEGREE OR HIGHER (AGE 25 YEARS AND OVER) ¹	13%	42%
MEDIAN EARNINGS (AGE 25 YEARS AND OVER) ¹	\$23,813	\$45,211
UNEMPLOYMENT RATE (FEBRUARY 2021) ²	10%	8%

WORKING-AGE POPULATION¹

Age 25 and Over by Educational Attainment

	CENTRAL FALLS	RI
NO HIGH SCHOOL DIPLOMA	35%	11%
HIGH SCHOOL & EQUIVALENT	39%	28%
SOME COLLEGE	13%	18%
ASSOCIATE	5%	8%
BACHELOR'S +	8%	34%

EQUITY PROFILE¹

Central Falls Population (Age 25 and Over) by Educational Attainment and Race

	AM. IND. /AK NATIVE		ASIAN		BLACK /AFRICAN AM.		NAT.HAW /OTHER P.I.		SOME OTHER RACE		TWO OR MORE RACES		WHITE	
	CF	RI	CF	RI	CF	RI	CF	RI	CF	RI	CF	RI	CF	RI
	NO HIGH SCHOOL DIPLOMA	18%	27%	24%	13%	25%	15%	0%	1%	41%	34%	39%	14%	35%
HS GRAD & EQUIVALENT	31%	38%	23%	18%	38%	32%	39%	35%	41%	32%	22%	25%	41%	28%
SOME COLLEGE OR ASSOCIATE'S DEGREE	11%	20%	33%	16%	25%	32%	0%	27%	15%	23%	24%	31%	16%	26%
BACHELOR +	40%	15%	20%	52%	11%	21%	61%	38%	3%	10%	15%	30%	8%	36%

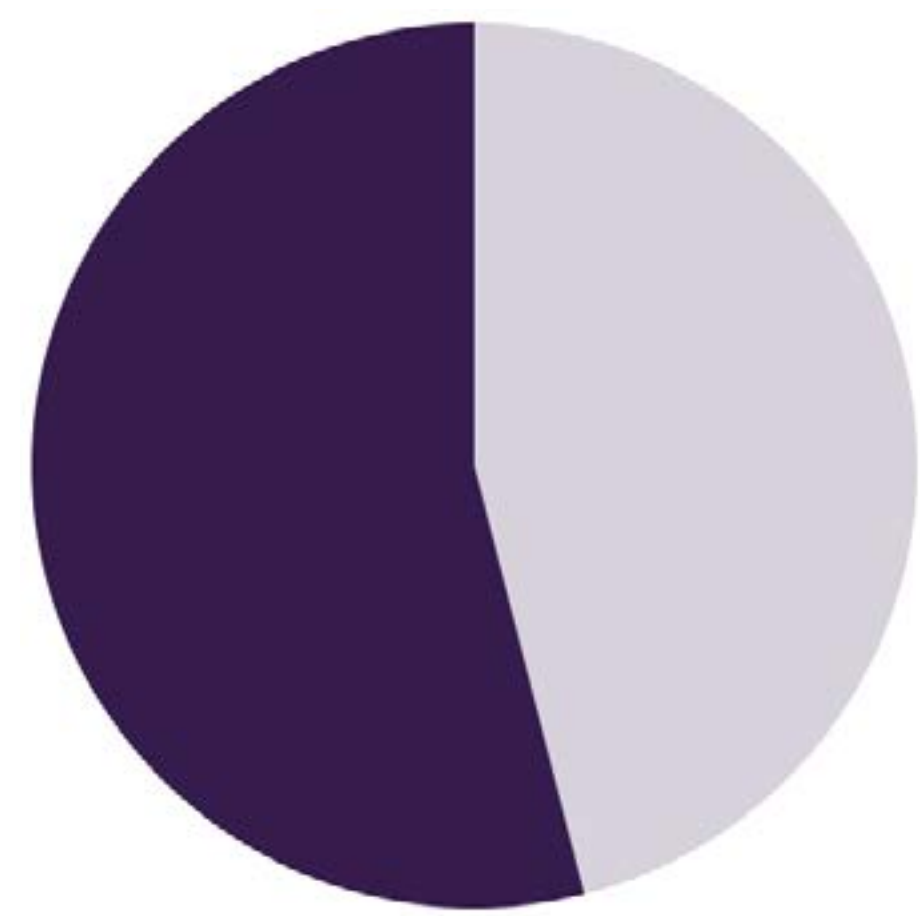
HISPANIC/LATINX POPULATION¹

Age 25 and Over by Educational Attainment

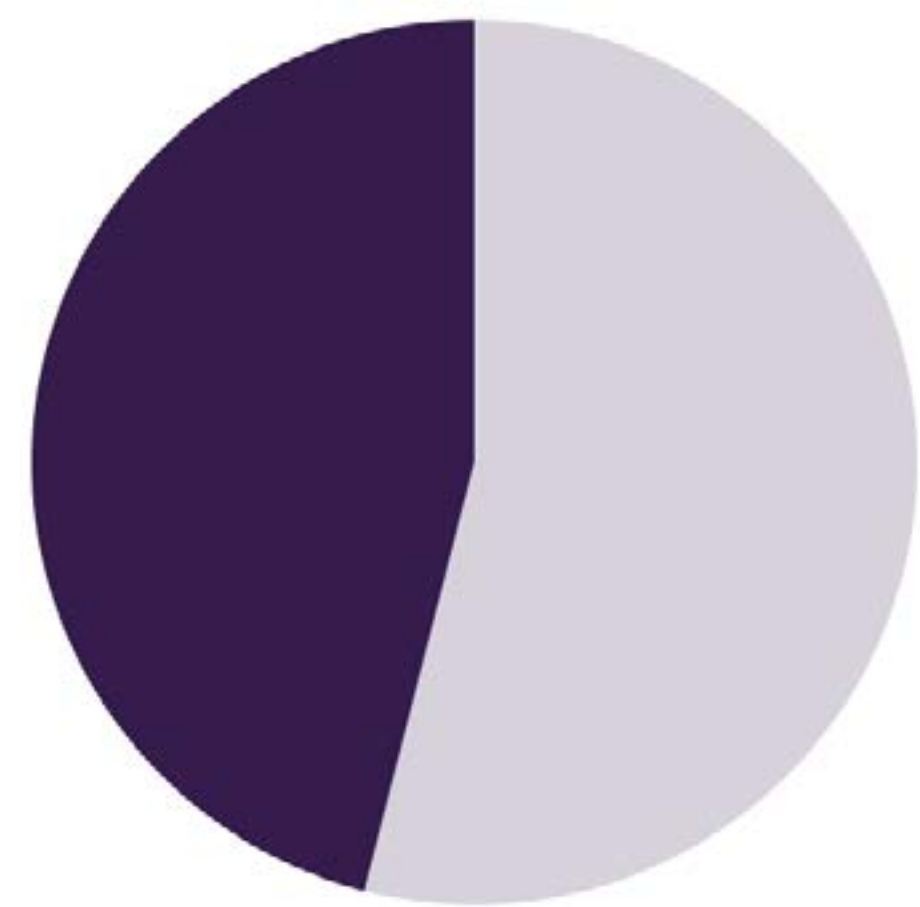
	CENTRAL FALLS	RI
NO HIGH SCHOOL DIPLOMA	39%	26%
HIGH SCHOOL & EQUIVALENT	39%	36%
SOME COLLEGE OR ASSOCIATE'S DEGREE	17%	23%
BACHELOR'S +	6%	14%

FAFSA COMPLETION RATES³

Through March 19, 2021



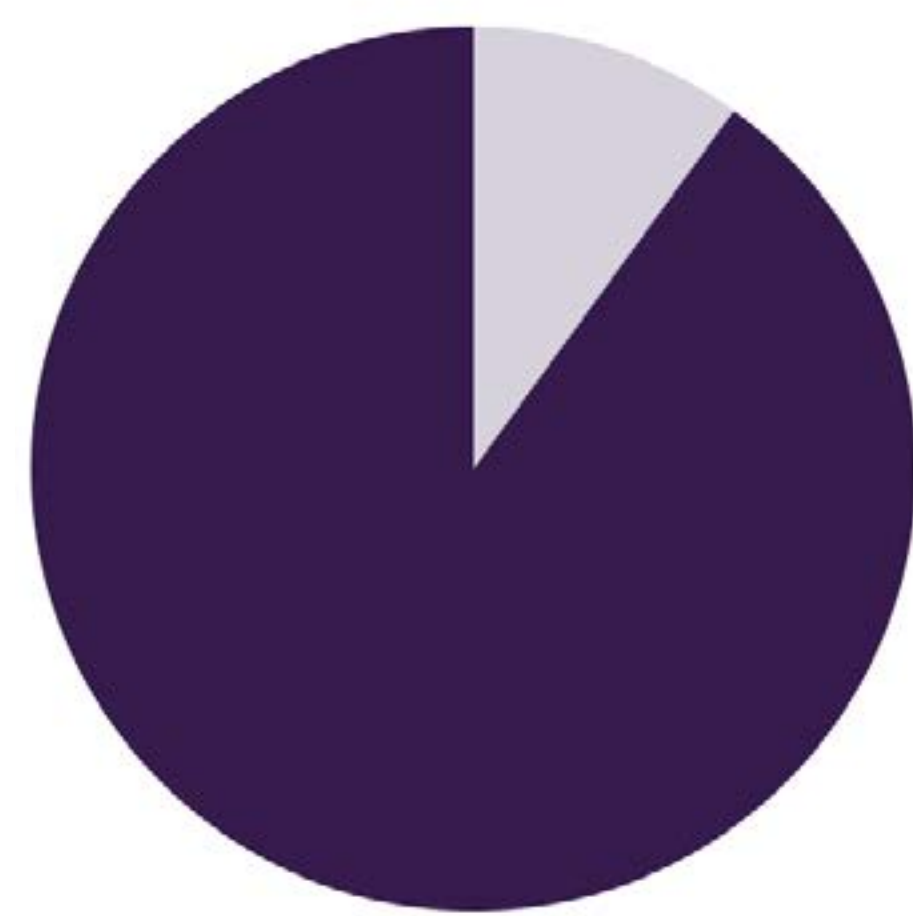
19%
CENTRAL FALLS



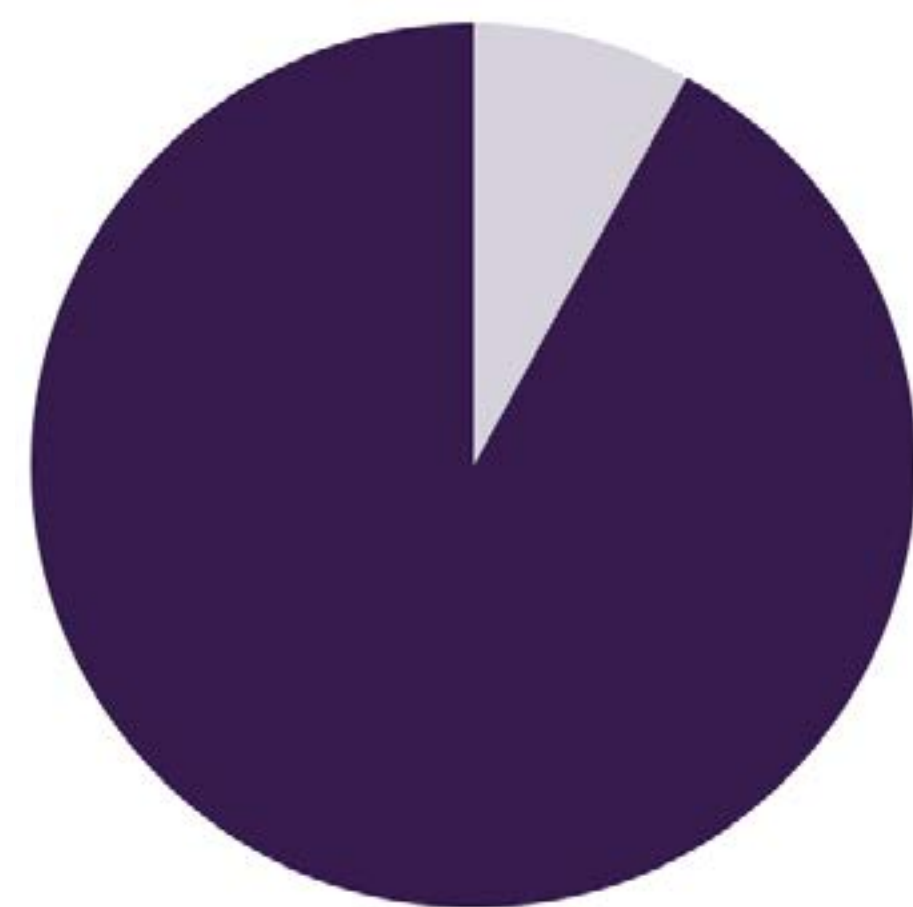
54%
STATEWIDE

UNEMPLOYMENT RATES²

Through February, 2021



10%
CENTRAL FALLS



8%
STATEWIDE

MEDIAN EARNINGS¹

Educational Attainment Age 25 and Over

	CENTRAL FALLS	RI
NO HIGH SCHOOL DIPLOMA	\$22,006	\$27,880
HIGH SCHOOL & EQUIVALENT	\$22,884	\$36,009
SOME COLLEGE/ ASSOCIATE'S DEGREE	\$24,913	\$40,976
BACHELOR'S +	\$35,368	\$56,642
GRADUATE/ PROFESSIONAL	\$36,324	\$76,777

POSTSECONDARY EDUCATION TRANSITION⁴

5,363 RHODE ISLAND HIGH SCHOOL STUDENTS ENROLLED IN A DUAL AND/OR CONCURRENT COURSE. OF THOSE, **73 (1%) WERE CENTRAL FALLS STUDENTS.**

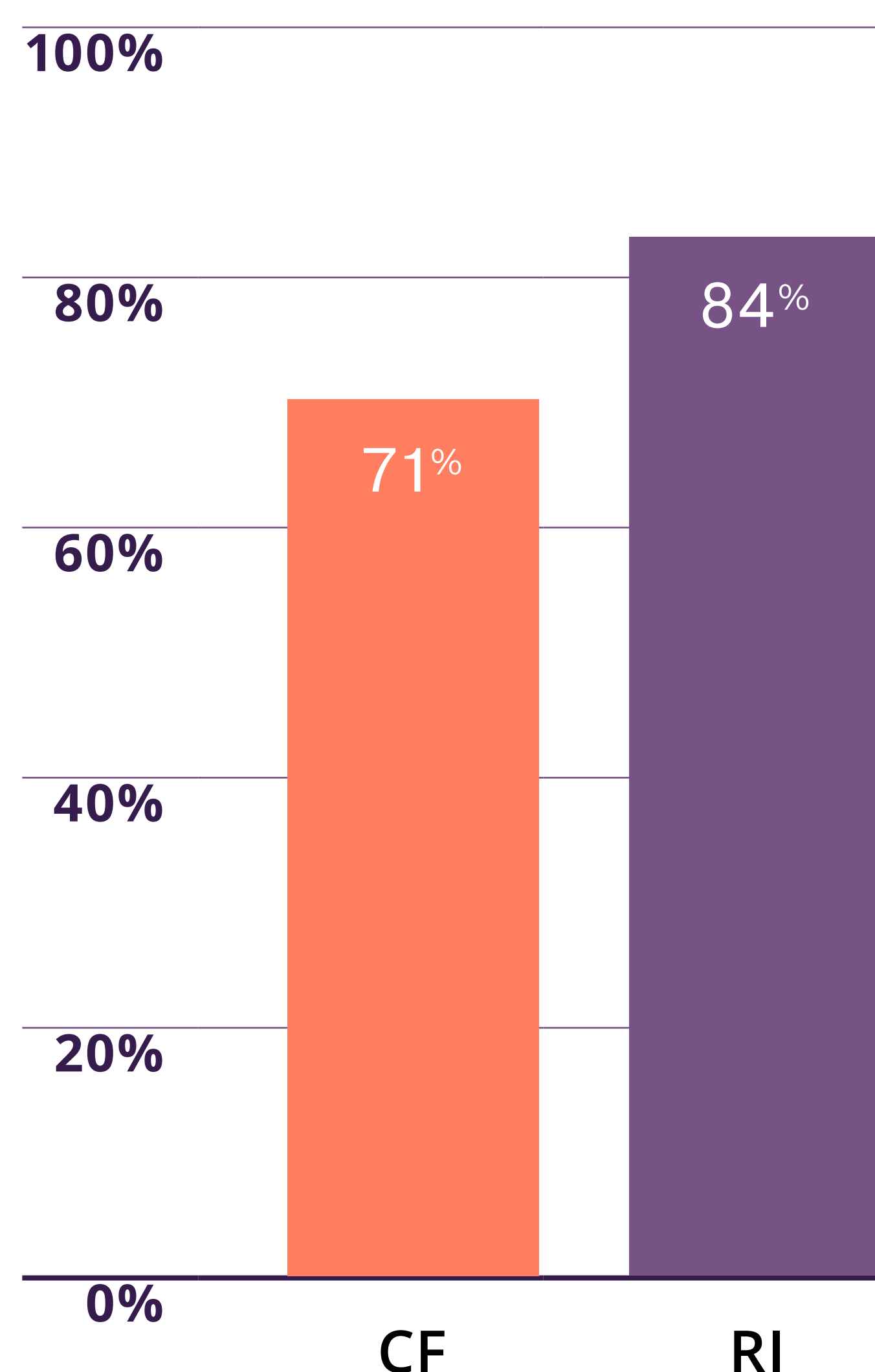
RI STATE SCHOLARSHIPS⁴

\$9,595,000 IN SCHOLARSHIPS WERE AWARDED TO **8,652** STUDENTS AT RHODE ISLAND'S 3 PUBLIC AND 9 PRIVATE INSTITUTIONS OF HIGHER EDUCATION IN ACADEMIC YEAR 2019-20. **\$1,109** WAS THE AVERAGE AWARD.

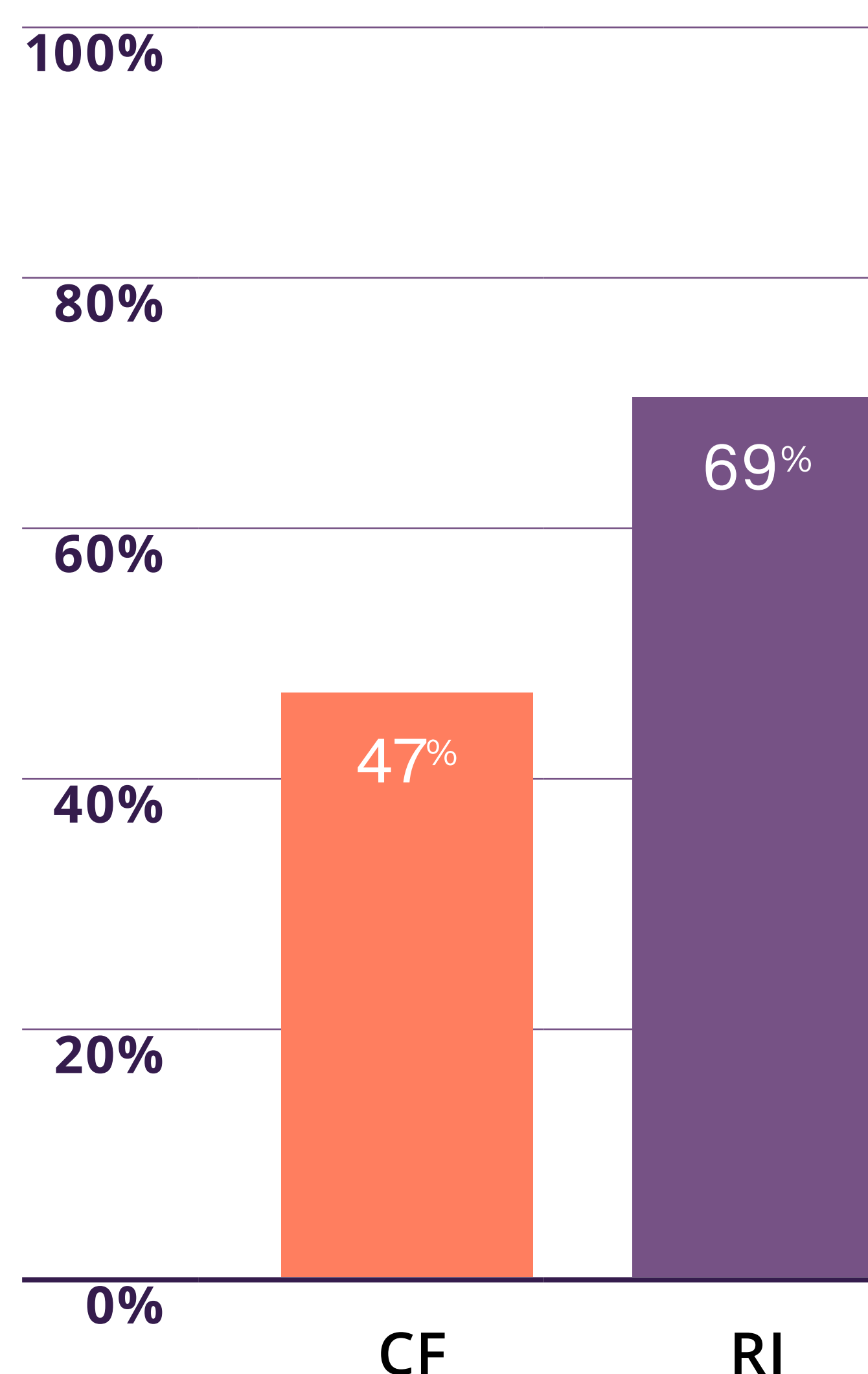
RI PROMISE⁶

CCRI ENROLLED **2,271 RI PROMISE FIRST-TIME FIRST YEARS** IN FALL 2020. **57%** OF FALL 2019 COHORT RETURNED IN FALL 2020.

GRADUATED FROM HIGH SCHOOL IN FOUR YEARS.⁵



ENROLLED IN POSTSECONDARY EDUCATION WITHIN ONE YEAR OF HIGH SCHOOL GRADUATION.⁵



DATA SOURCES

- ¹ 2015-2019 American Community Survey 5-Year Estimates Data Tables
- ² RI Department of Labor and Training Local Area Unemployment Statistics for February 2021
- ³ U.S. Department of Education's Office of Federal Student Aid
- ⁴ RI Office of the Postsecondary Commissioner
- ⁵ RI Department of Education 2019-2020 District Report Cards (graduation rates and postsecondary enrollment is based on 2018-19 public high school graduates)
- ⁶ Community College of Rhode Island Fall 2020 Rhode Island Promise Report to the Commissioner of Postsecondary Education