

Postsecondary Attainment Profile

NORTH PROVIDENCE, RI

TOWN SNAPSHOT

	NORTH PROVIDENCE	RI
WORKING-AGE POPULATION (AGE 25 - 64) ¹	18,174	559,348
ATTAINMENT RATE: ASSOCIATE DEGREE OR HIGHER (AGE 25 YEARS AND OVER) ¹	39%	42%
MEDIAN EARNINGS (AGE 25 YEARS AND OVER) ¹	\$46,050	\$45,211
UNEMPLOYMENT RATE (FEBRUARY 2021) ²	7%	8%

WORKING-AGE POPULATION¹

Age 25 and Over by Educational Attainment

	NORTH PROVIDENCE	RI
NO HIGH SCHOOL DIPLOMA	9%	11%
HIGH SCHOOL & EQUIVALENT	33%	28%
SOME COLLEGE	19%	18%
ASSOCIATE	9%	8%
BACHELOR'S +	30%	34%

EQUITY PROFILE¹

North Providence (Age 25 and Over) by Educational Attainment and Race

	AM. IND. /AK NATIVE		ASIAN		BLACK /AFRICAN AM.		NAT.HAW /OTHER P.I.		SOME OTHER RACE		TWO OR MORE RACES		WHITE	
	NP	RI	NP	RI	NP	RI	NP	RI	NP	RI	NP	RI	NP	RI
	NO HIGH SCHOOL DIPLOMA	67%	27%	3%	13%	8%	15%	0%	1%	24%	34%	7%	14%	9%
HS GRAD & EQUIVALENT	33%	38%	6%	18%	32%	32%	0%	35%	14%	32%	25%	25%	35%	28%
SOME COLLEGE OR ASSOCIATE'S DEGREE	0%	20%	17%	16%	41%	32%	0%	27%	25%	23%	36%	31%	27%	26%
BACHELOR'S +	0%	15%	74%	52%	19%	21%	0%	38%	37%	10%	32%	30%	29%	36%

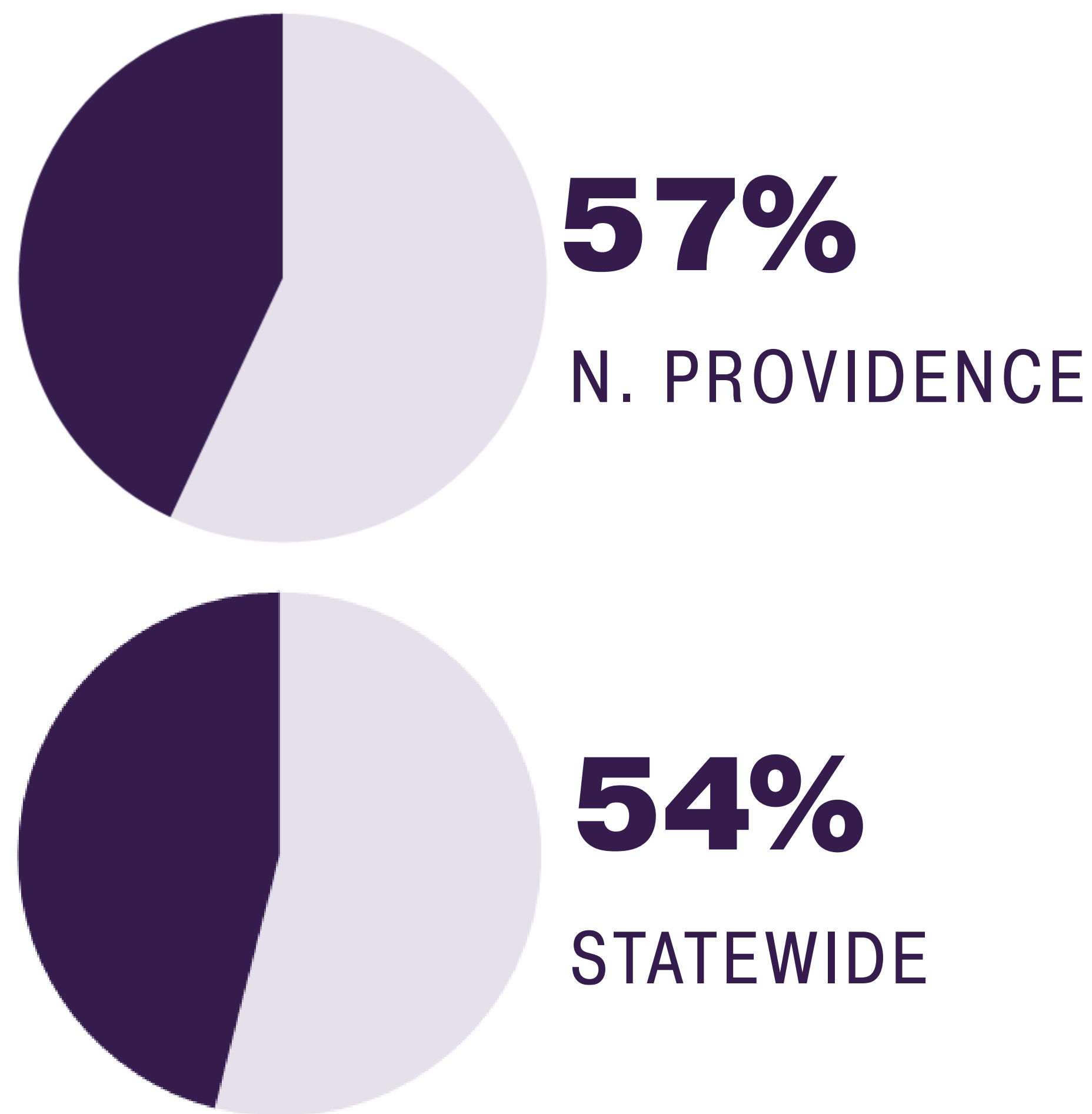
HISPANIC/LATINX POPULATION¹

Age 25 and Over by Educational Attainment

	NORTH PROVIDENCE	RI
NO HIGH SCHOOL DIPLOMA	16%	26%
HIGH SCHOOL & EQUIVALENT	26%	36%
SOME COLLEGE OR ASSOCIATE'S DEGREE	37%	23%
BACHELOR'S +	20%	14%

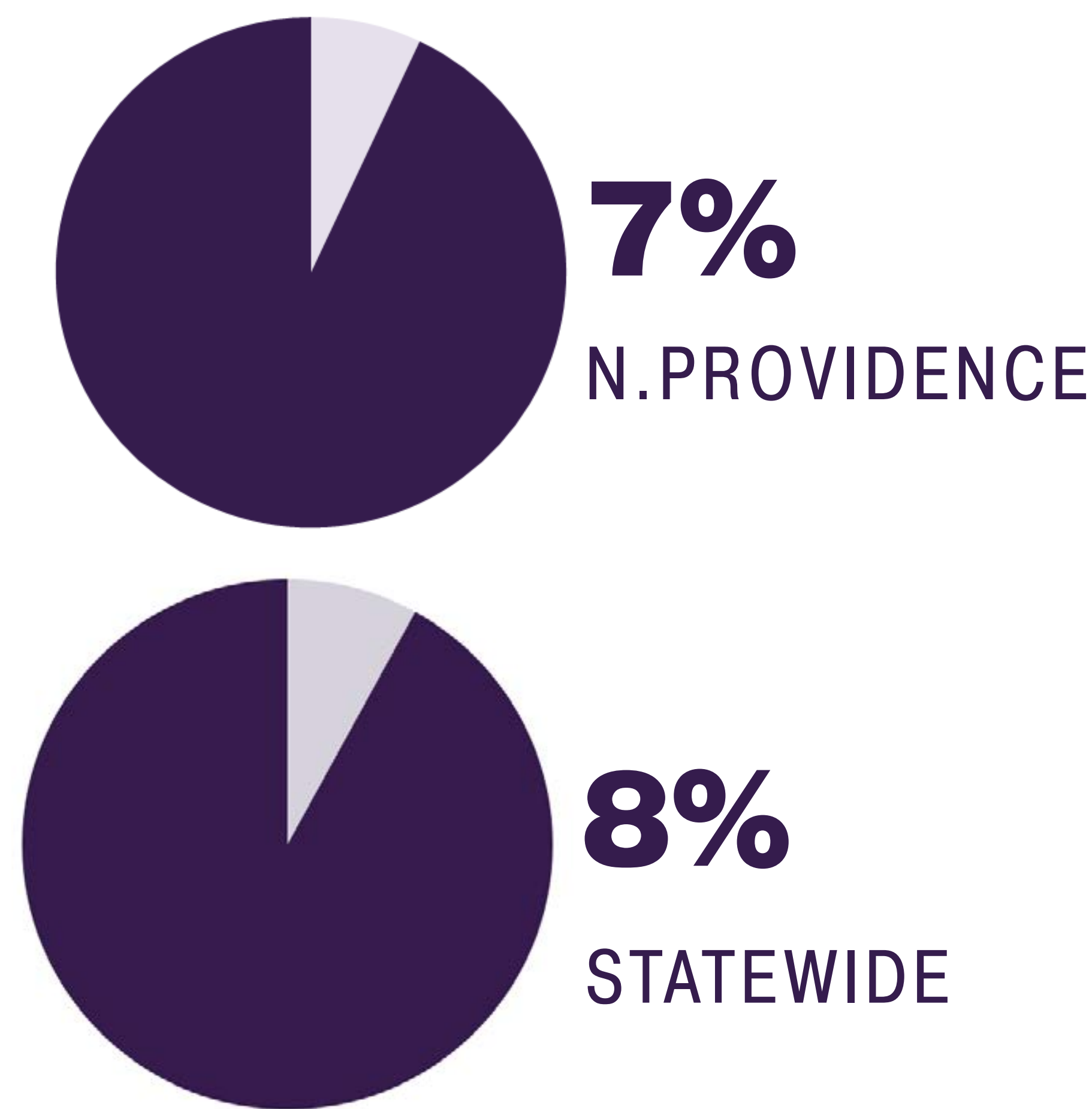
FAFSA COMPLETION RATES³

Through March 12, 2021



UNEMPLOYMENT RATES²

Through February, 2021



MEDIAN EARNINGS¹

Educational Attainment Age 25 and Over

	NORTH PROVIDENCE	RI
NO HIGH SCHOOL DIPLOMA	\$36,172	\$27,880
HIGH SCHOOL & EQUIVALENT	\$35,974	\$36,009
SOME COLLEGE OR ASSOCIATE'S DEGREE	\$42,121	\$40,976
BACHELOR'S	\$58,805	\$56,642
GRADUATE/ PROFESSIONAL	\$71,101	\$76,777

POSTSECONDARY EDUCATION TRANSITION⁴

5,363 RHODE ISLAND HIGH SCHOOL STUDENTS ENROLLED IN A DUAL AND/OR CONCURRENT COURSE. OF THOSE, **176 (3%)** WERE **NORTH PROVIDENCE STUDENTS.**

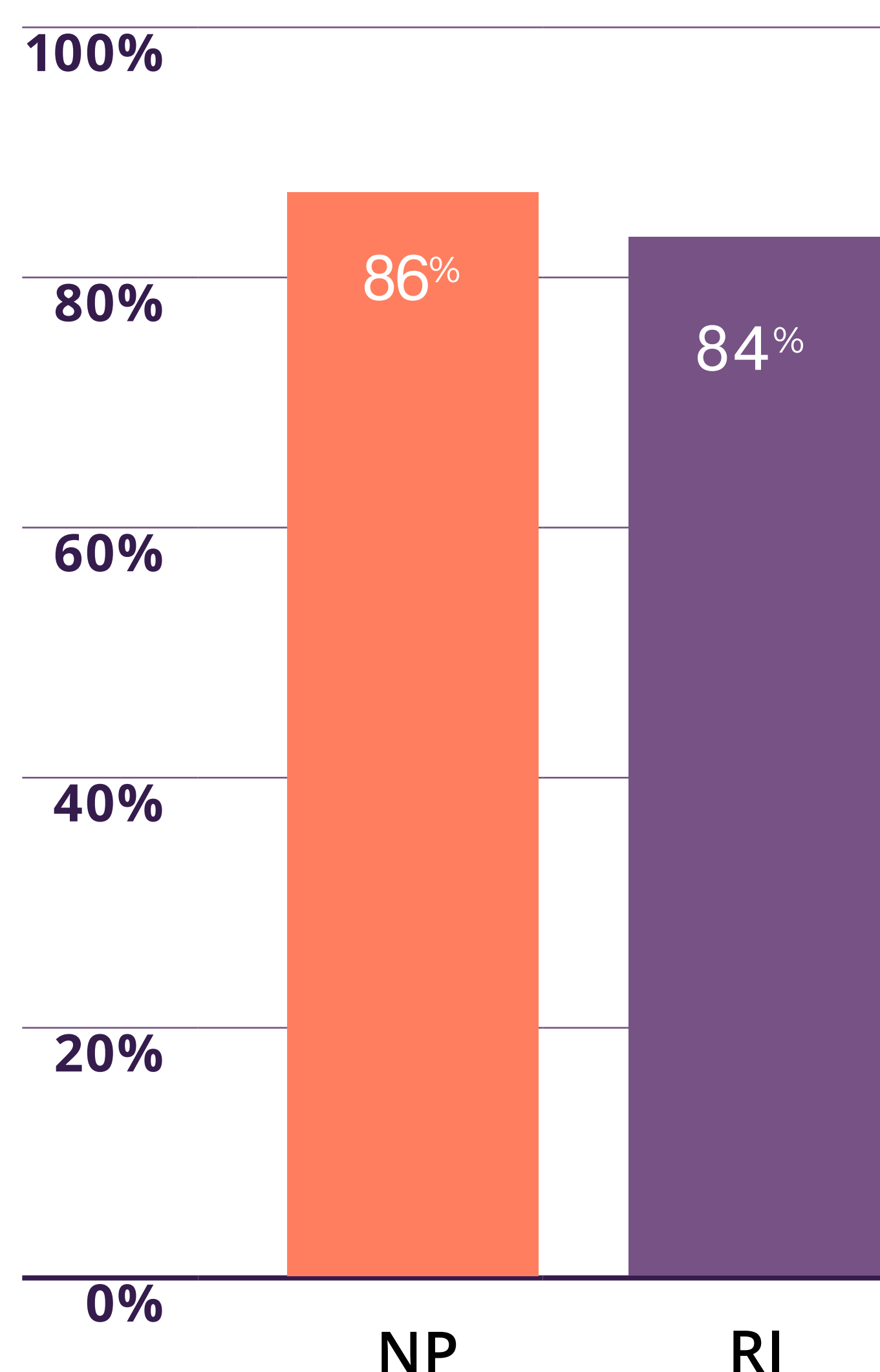
RI STATE SCHOLARSHIPS⁴

\$9,595,000 IN SCHOLARSHIPS WERE AWARDED TO **8,652** STUDENTS AT RHODE ISLAND'S 3 PUBLIC AND 9 PRIVATE INSTITUTIONS OF HIGHER EDUCATION IN ACADEMIC YEAR 2019-20. **\$1,109** WAS THE AVERAGE AWARD.

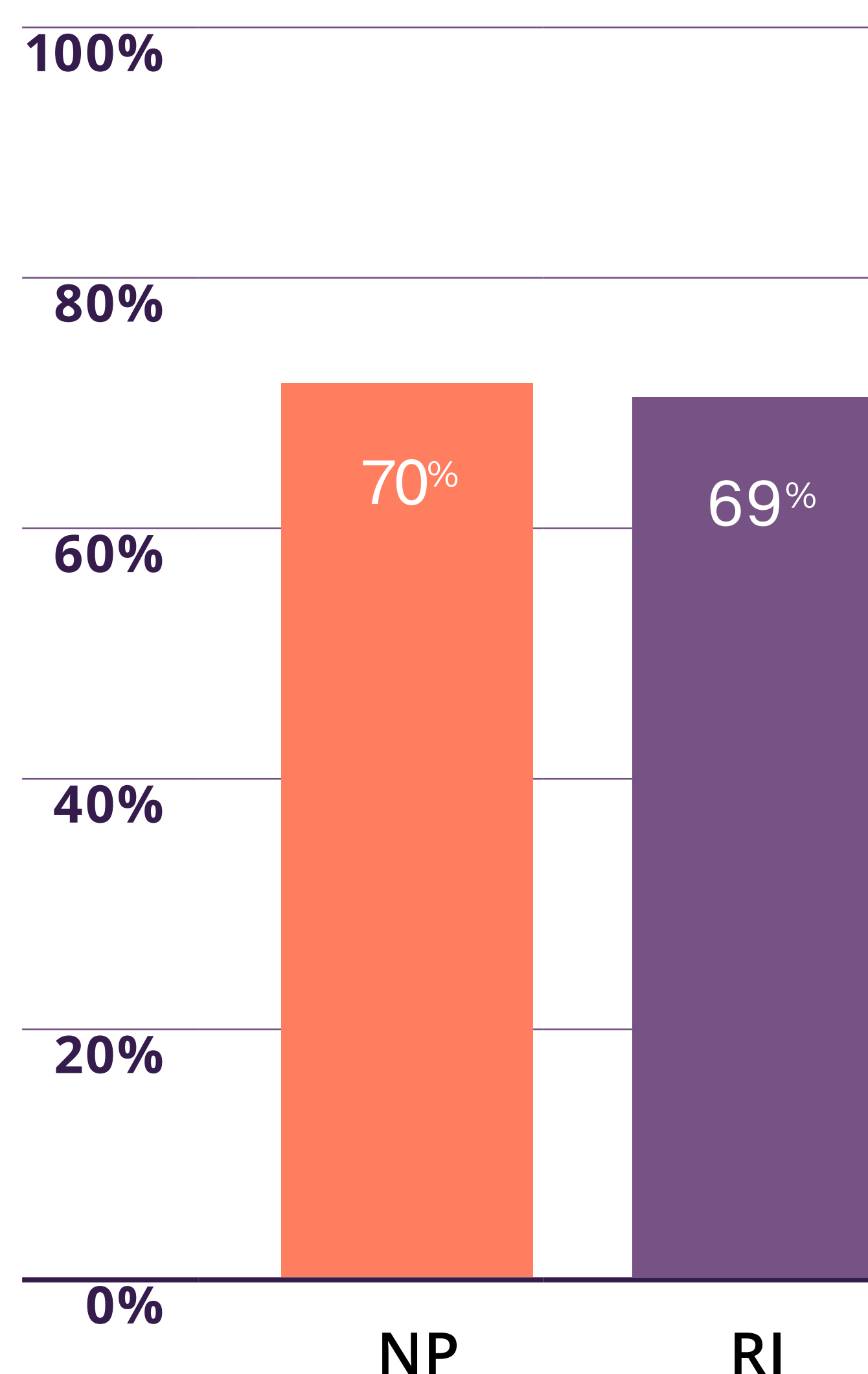
RI PROMISE⁶

CCRI ENROLLED **2,271 RI PROMISE FIRST-TIME FIRST YEARS** IN FALL 2020. **57%** OF FALL 2019 COHORT RETURNED IN FALL 2020.

GRADUATED FROM HIGH SCHOOL IN FOUR YEARS.⁵



ENROLLED IN POSTSECONDARY EDUCATION WITHIN ONE YEAR OF HIGH SCHOOL GRADUATION.⁵



DATA SOURCES

- ¹ 2015-2019 American Community Survey 5-Year Estimates Data Tables
- ² RI Department of Labor and Training Local Area Unemployment Statistics for February 2021
- ³ U.S. Department of Education's Office of Federal Student Aid
- ⁴ RI Office of the Postsecondary Commissioner
- ⁵ RI Department of Education 2019-2020 District Report Cards (graduation rates and postsecondary enrollment is based on 2018-19 public high school graduates)
- ⁶ Community College of Rhode Island Fall 2020 Rhode Island Promise Report to the Commissioner of Postsecondary Education