

FAFSA COMPLETION RATES³

Through March 19, 2021

71%

BARRINGTON

UNEMPLOYMENT RATES²

Through February, 2021

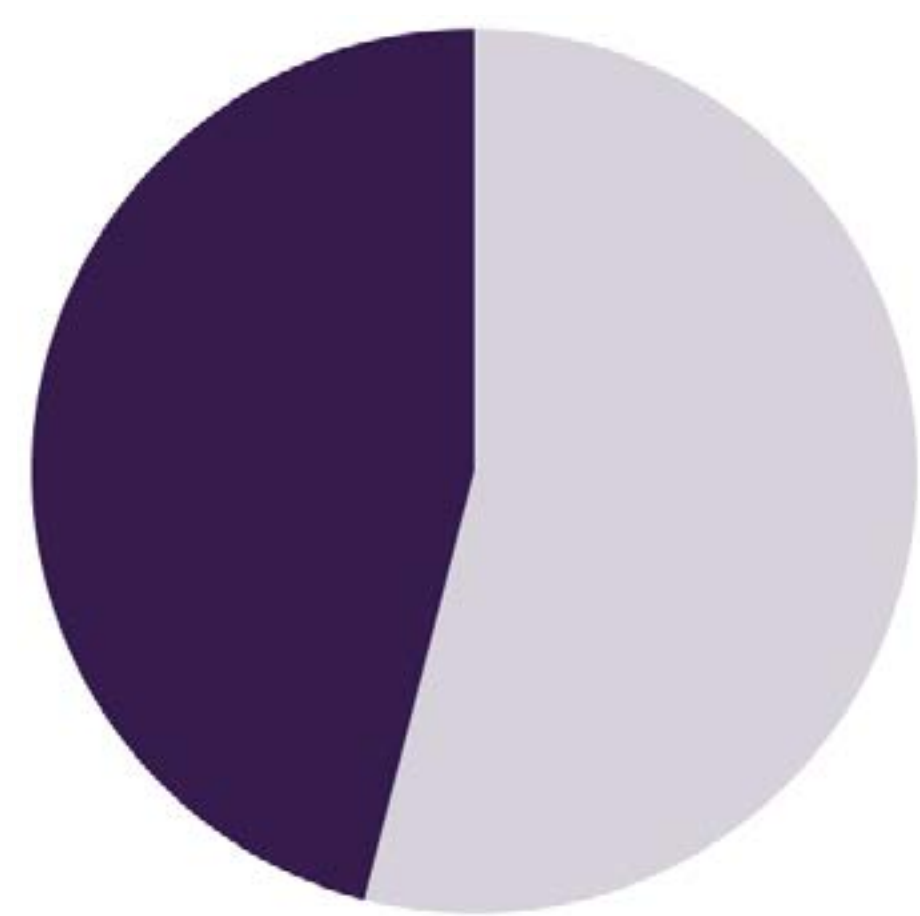
5%

BARRINGTON

MEDIAN EARNINGS¹

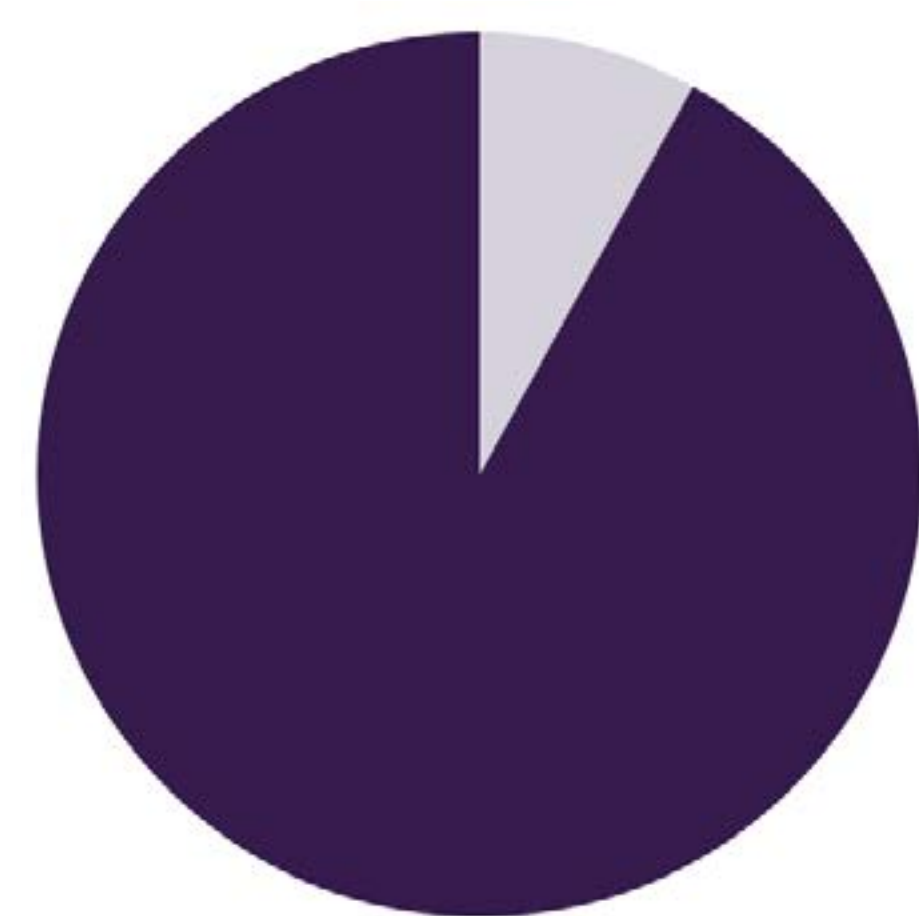
Educational Attainment Age 25 and Over

	BARRINGTON	RI
NO HIGH SCHOOL DIPLOMA	\$50,324	\$27,880
HIGH SCHOOL & EQUIVALENT	\$34,375	\$36,009
SOME COLLEGE OR ASSOCIATE'S DEGREE	\$46,026	\$40,976
BACHELOR'S	\$71,700	\$56,642
GRADUATE/ PROFESSIONAL	\$100,236	\$76,777



54%

STATEWIDE



8%

STATEWIDE

POSTSECONDARY EDUCATION TRANSITION⁴

5,363 RHODE ISLAND HIGH SCHOOL STUDENTS ENROLLED IN A DUAL AND/OR CONCURRENT COURSE. OF THOSE, **201 (4%)** WERE BARRINGTON STUDENTS.

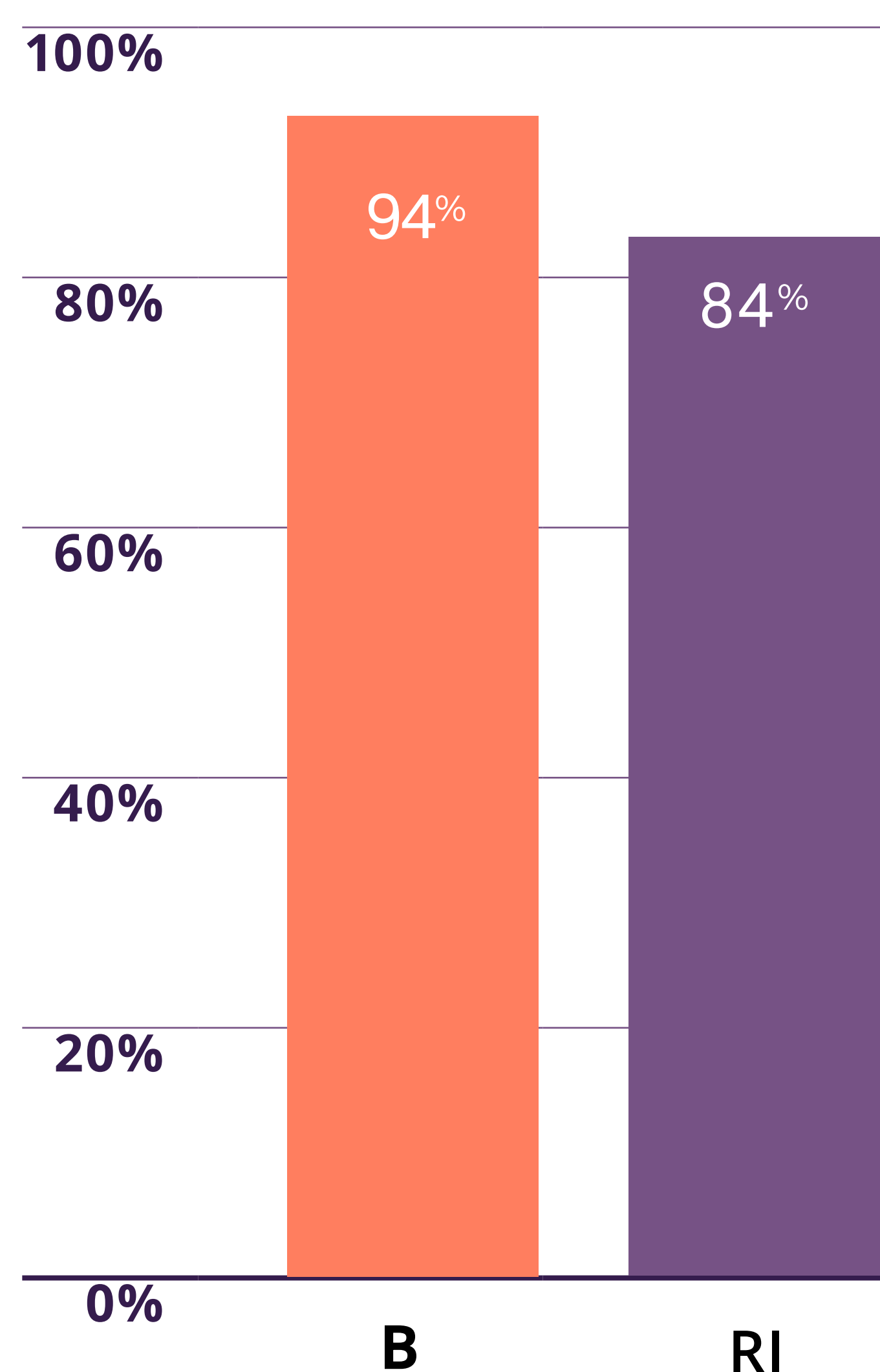
RI STATE SCHOLARSHIPS⁴

\$9,595,000 IN SCHOLARSHIPS WERE AWARDED TO **8,652** STUDENTS AT RHODE ISLAND'S 3 PUBLIC AND 9 PRIVATE INSTITUTIONS OF HIGHER EDUCATION IN ACADEMIC YEAR 2019-20. **\$1,109** WAS THE AVERAGE AWARD.

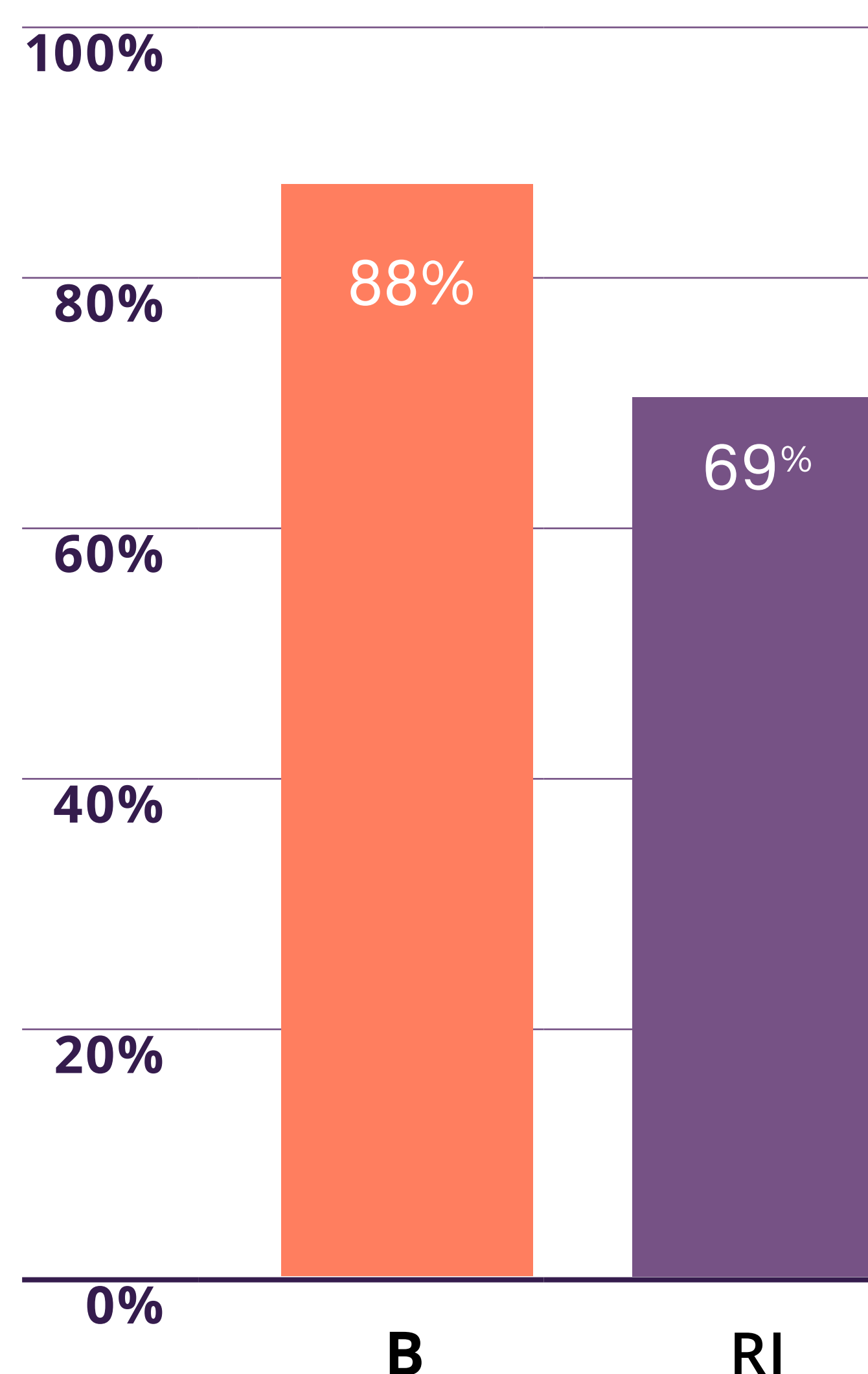
RI PROMISE⁶

CCRI ENROLLED **2,271 RI PROMISE FIRST-TIME FIRST YEARS** IN FALL 2020. **57%** OF FALL 2019 COHORT RETURNED IN FALL 2020.

GRADUATED FROM HIGH SCHOOL IN FOUR YEARS.⁵



ENROLLED IN POSTSECONDARY EDUCATION WITHIN ONE YEAR OF HIGH SCHOOL GRADUATION.⁵



DATA SOURCES

- ¹ 2015-2019 American Community Survey 5-Year Estimates Data Tables
- ² RI Department of Labor and Training Local Area Unemployment Statistics for February 2021
- ³ U.S. Department of Education's Office of Federal Student Aid
- ⁴ RI Office of the Postsecondary Commissioner
- ⁵ RI Department of Education 2019-2020 District Report Cards (graduation rates and postsecondary enrollment is based on 2018-19 public high school graduates)
- ⁶ Community College of Rhode Island Fall 2020 Rhode Island Promise Report to the Commissioner of Postsecondary Education