

# Postsecondary Attainment Profile

## MIDDLETOWN, RI

### TOWN SNAPSHOT

	MIDDLE-TOWN	RI
<b>WORKING-AGE POPULATION</b> (AGE 25 - 64) <sup>1</sup>	12,345	559,348
<b>ATTAINMENT RATE: ASSOCIATE DEGREE OR HIGHER</b> (AGE 25 YEARS AND OVER) <sup>1</sup>	62%	42%
<b>MEDIAN EARNINGS</b> (AGE 25 YEARS AND OVER) <sup>1</sup>	\$52,941	\$45,211
<b>UNEMPLOYMENT RATE</b> (FEBRUARY 2021) <sup>2</sup>	7%	8%

### WORKING-AGE POPULATION<sup>1</sup>

Age 25 and Over by Educational Attainment

	MIDDLE-TOWN	RI
<b>NO HIGH SCHOOL DIPLOMA</b>	4%	11%
<b>HIGH SCHOOL &amp; EQUIVALENT</b>	18%	28%
<b>SOME COLLEGE</b>	15%	18%
<b>ASSOCIATE</b>	7%	8%
<b>BACHELOR'S +</b>	56%	34%

### EQUITY PROFILE<sup>1</sup>

Middletown (Age 25 and Over) by Educational Attainment and Race

	AM. IND. /AK NATIVE		ASIAN		BLACK /AFRICAN AM.		NAT.HAW /OTHER P.I.		SOME OTHER RACE		TWO OR MORE RACES		WHITE	
	M	RI	M	RI	M	RI	M	RI	M	RI	M	RI	M	RI
	<b>NO HIGH SCHOOL DIPLOMA</b>	39%	27%	0%	13%	32%	15%	0%	1%	0%	34%	13%	14%	4%
<b>HS GRAD &amp; EQUIVALENT</b>	61%	38%	15%	18%	40%	32%	0%	35%	21%	32%	35%	25%	17%	28%
<b>SOME COLLEGE OR ASSOCIATE'S DEGREE</b>	0%	20%	0%	16%	0%	32%	0%	27%	10%	23%	10%	31%	23%	26%
<b>BACHELOR'S +</b>	0%	15%	85%	52%	28%	21%	0%	38%	69%	10%	42%	30%	56%	36%

### HISPANIC/LATINX POPULATION<sup>1</sup>

Age 25 and Over by Educational Attainment

	MIDDLE-TOWN	RI
<b>NO HIGH SCHOOL DIPLOMA</b>	15%	26%
<b>HIGH SCHOOL &amp; EQUIVALENT</b>	28%	36%
<b>SOME COLLEGE OR ASSOCIATE'S DEGREE</b>	20%	23%
<b>BACHELOR'S +</b>	36%	14%

**FAFSA COMPLETION RATES<sup>3</sup>**

Through March 12, 2021

**55%**  
MIDDLETOWN

**UNEMPLOYMENT RATES<sup>2</sup>**

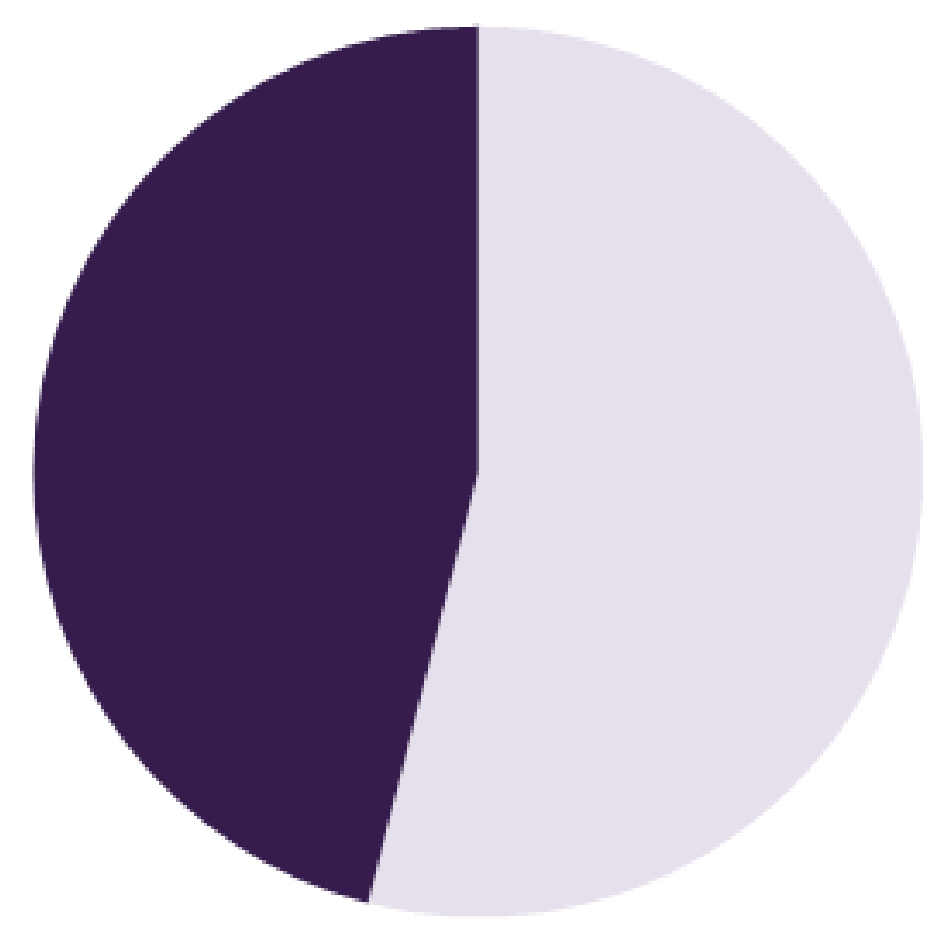
Through February, 2021

**8%**  
MIDDLETOWN

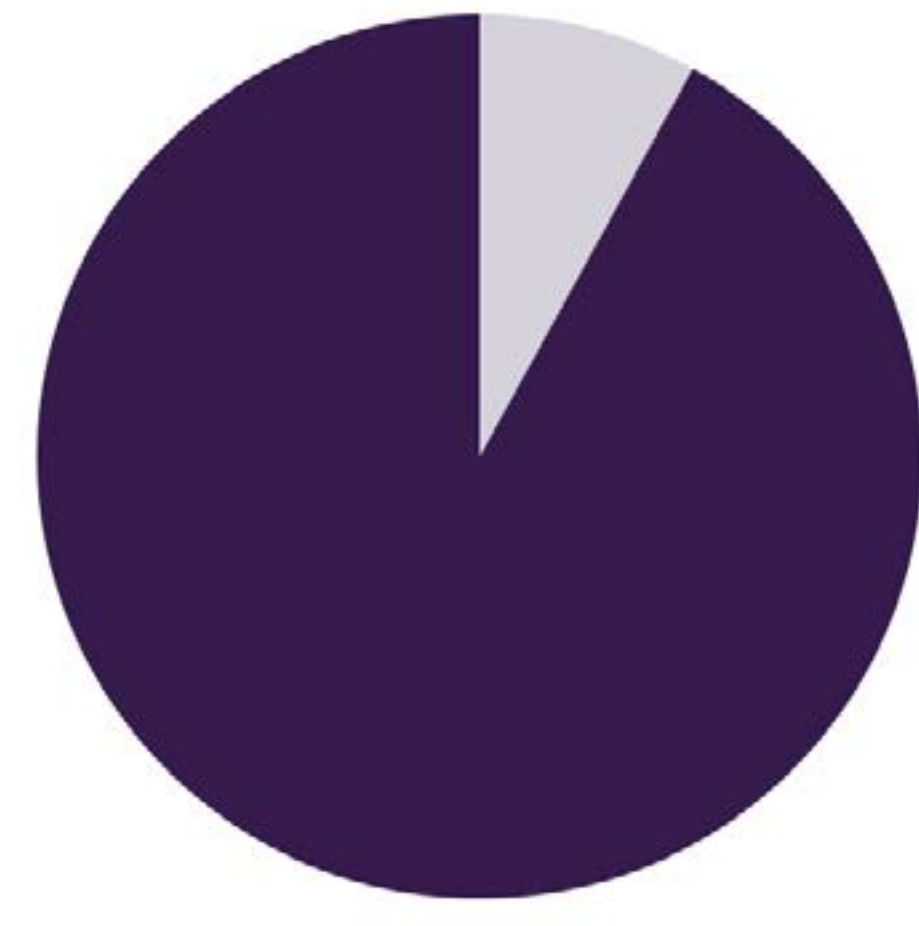
**MEDIAN EARNINGS<sup>1</sup>**

Educational Attainment Age 25 and Over

	MIDDLE-TOWN	RI
NO HIGH SCHOOL DIPLOMA	\$21,923	\$27,880
HIGH SCHOOL & EQUIVALENT	\$38,507	\$36,009
SOME COLLEGE OR ASSOCIATE'S DEGREE	\$40,434	\$40,976
BACHELOR'S	\$59,616	\$56,642
GRADUATE/ PROFESSIONAL	\$73,730	\$76,777



**54%**  
STATEWIDE



**8%**  
STATEWIDE

**POSTSECONDARY EDUCATION TRANSITION<sup>4</sup>**

**5,363 RHODE ISLAND HIGH SCHOOL STUDENTS** ENROLLED IN A DUAL AND/OR CONCURRENT COURSE. OF THOSE, **61 (1%)** WERE MIDDLETOWN STUDENTS.

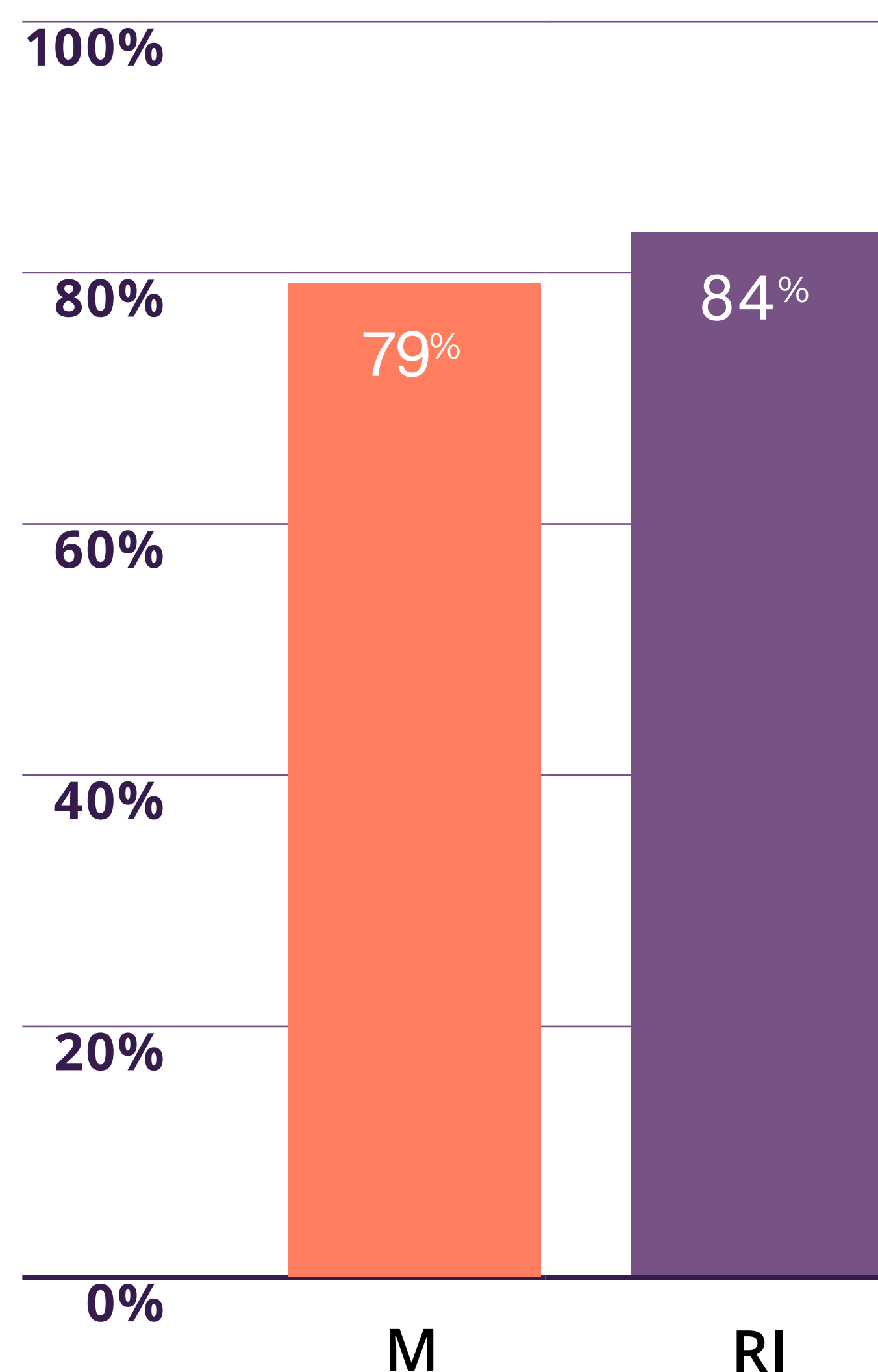
**RI STATE SCHOLARSHIPS<sup>4</sup>**

**\$9,595,000** IN SCHOLARSHIPS WERE AWARDED TO **8,652** STUDENTS AT RHODE ISLAND'S 3 PUBLIC AND 9 PRIVATE INSTITUTIONS OF HIGHER EDUCATION IN ACADEMIC YEAR 2019-20. **\$1,109** WAS THE AVERAGE AWARD.

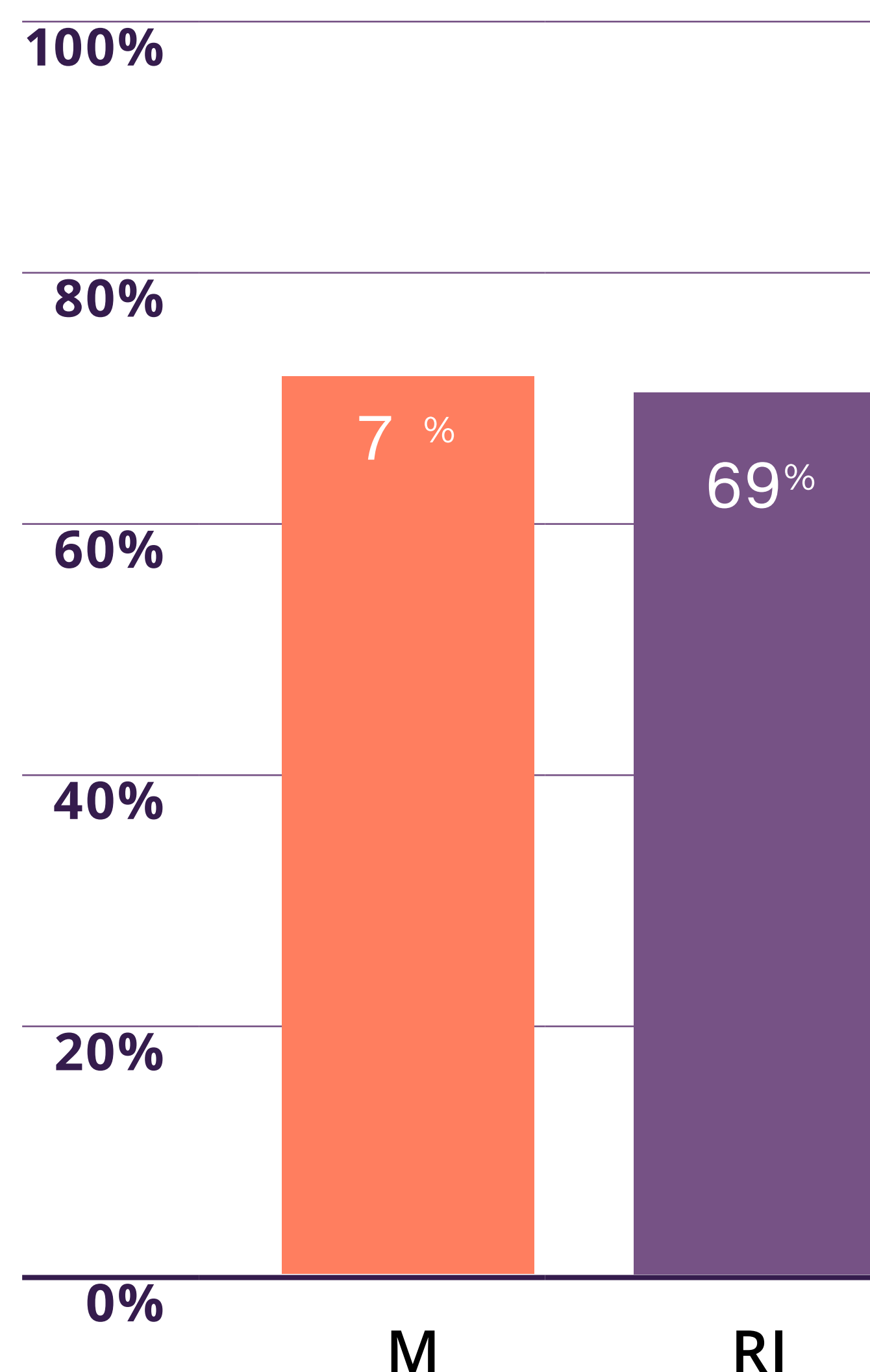
**RI PROMISE<sup>6</sup>**

CCRI ENROLLED **2,271 RI PROMISE FIRST-TIME FIRST YEARS** IN FALL 2020. **57%** OF FALL 2019 COHORT RETURNED IN FALL 2020.

GRADUATED FROM HIGH SCHOOL IN FOUR YEARS.<sup>5</sup>



ENROLLED IN POSTSECONDARY EDUCATION WITHIN ONE YEAR OF HIGH SCHOOL GRADUATION.<sup>5</sup>



**DATA SOURCES**

- <sup>1</sup> 2015-2019 American Community Survey 5-Year Estimates Data Tables
- <sup>2</sup> RI Department of Labor and Training Local Area Unemployment Statistics for February 2021
- <sup>3</sup> U.S. Department of Education's Office of Federal Student Aid
- <sup>4</sup> RI Office of the Postsecondary Commissioner
- <sup>5</sup> RI Department of Education 2019-2020 District Report Cards (graduation rates and postsecondary enrollment is based on 2018-19 public high school graduates)
- <sup>6</sup> Community College of Rhode Island Fall 2020 Rhode Island Promise Report to the Commissioner of Postsecondary Education