

# Postsecondary Attainment Profile

## CRANSTON, RI

### CITY SNAPSHOT

	CRANSTON	RI
<b>WORKING-AGE POPULATION</b> (AGE 25 - 64) <sup>1</sup>	44,023	559,348
<b>ATTAINMENT RATE: ASSOCIATE DEGREE OR HIGHER</b> (AGE 25 YEARS AND OVER) <sup>1</sup>	43%	42%
<b>MEDIAN EARNINGS</b> (AGE 25 YEARS AND OVER) <sup>1</sup>	\$47,607	\$45,211
<b>UNEMPLOYMENT RATE</b> (FEBRUARY 2021) <sup>2</sup>	7%	8%

### WORKING-AGE POPULATION<sup>1</sup>

Age 25 and Over by Educational Attainment

	CRANSTON	RI
<b>NO HIGH SCHOOL DIPLOMA</b>	10%	11%
<b>HIGH SCHOOL &amp; EQUIVALENT</b>	28%	28%
<b>SOME COLLEGE</b>	19%	18%
<b>ASSOCIATE</b>	10%	8%
<b>BACHELOR'S +</b>	33%	34%

### EQUITY PROFILE<sup>1</sup>

Cranston Population (Age 25 and Over) by Educational Attainment and Race

	AM. IND. /AK NATIVE		ASIAN		BLACK /AFRICAN AM.		NAT.HAW /OTHER P.I.		SOME OTHER RACE		TWO OR MORE RACES		WHITE	
	C	RI	C	RI	C	RI	C	RI	C	RI	C	RI	C	RI
<b>NO HIGH SCHOOL DIPLOMA</b>	23%	27%	14%	13%	11%	15%	6%	1%	27%	34%	10%	14%	9%	9%
<b>HS GRAD &amp; EQUIVALENT</b>	7%	38%	27%	18%	26%	32%	51%	35%	27%	32%	26%	25%	29%	28%
<b>SOME COLLEGE OR ASSOCIATE'S DEGREE</b>	27%	20%	19%	16%	38%	32%	11%	27%	30%	23%	33%	31%	28%	26%
<b>BACHELOR'S +</b>	43%	15%	41%	52%	25%	21%	32%	38%	16%	10%	31%	30%	34%	36%

### HISPANIC/LATINX POPULATION<sup>1</sup>

Age 25 and Over by Educational Attainment

	CRANSTON	RI
<b>NO HIGH SCHOOL DIPLOMA</b>	21%	26%
<b>HIGH SCHOOL &amp; EQUIVALENT</b>	33%	36%
<b>SOME COLLEGE OR ASSOCIATE'S DEGREE</b>	31%	23%
<b>BACHELOR'S +</b>	15%	14%

**FAFSA COMPLETION RATES<sup>3</sup>**

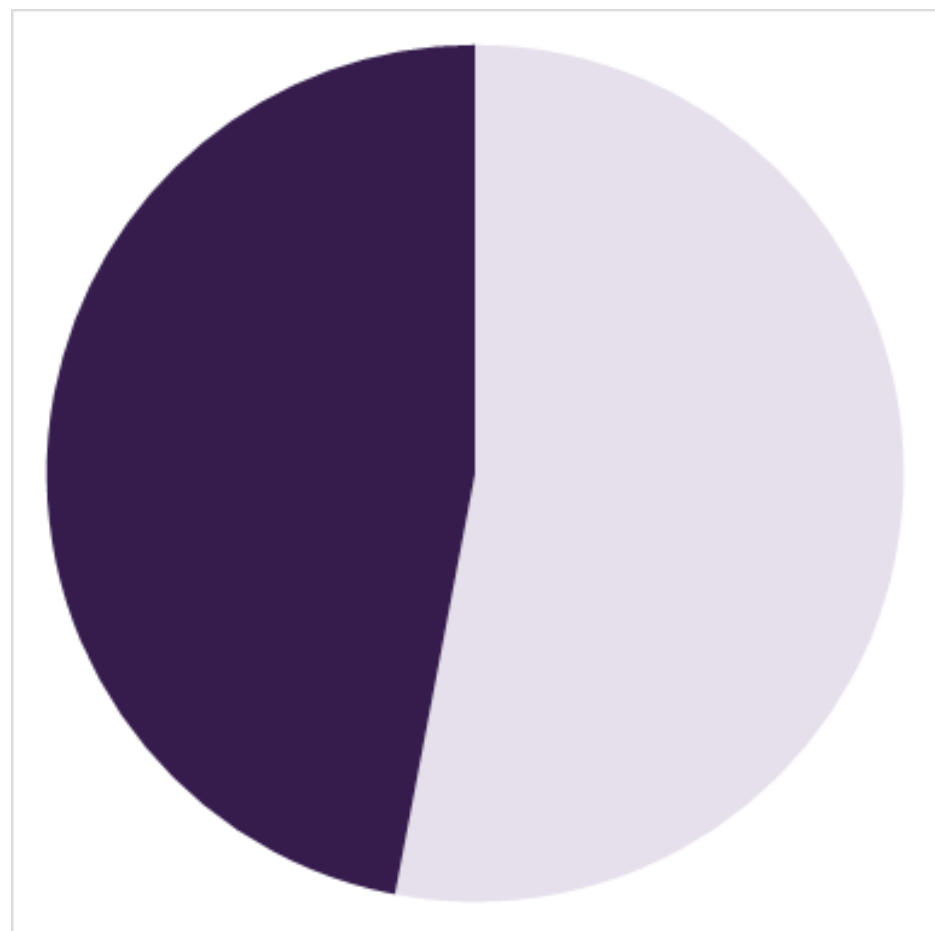
Through March 12, 2021

**UNEMPLOYMENT RATES<sup>2</sup>**

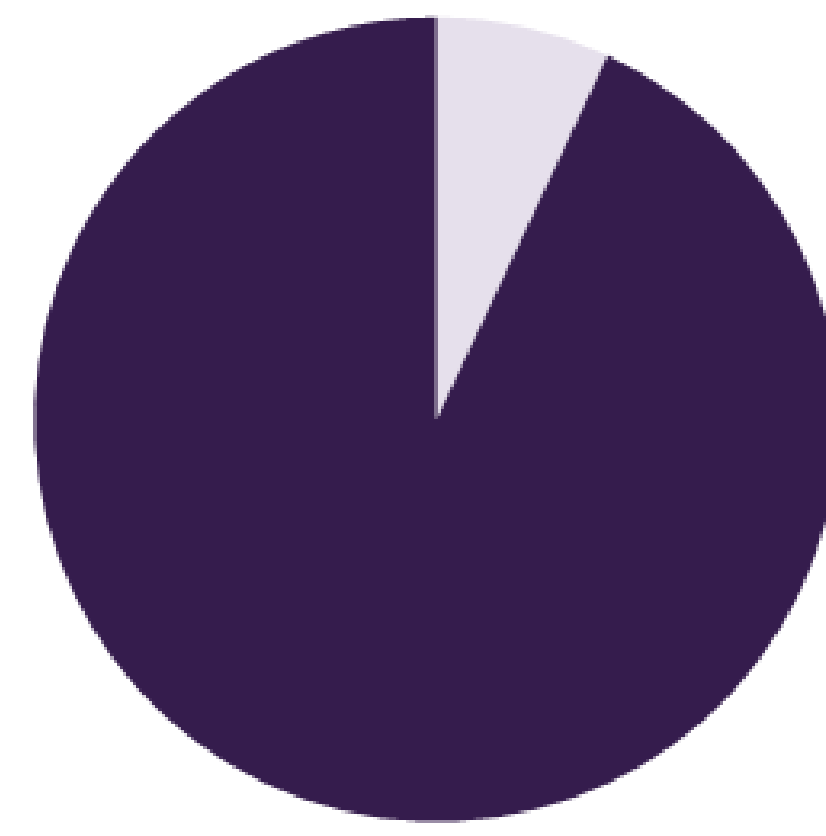
Through February, 2021

**MEDIAN EARNINGS<sup>1</sup>**

Educational Attainment Age 25 and Over



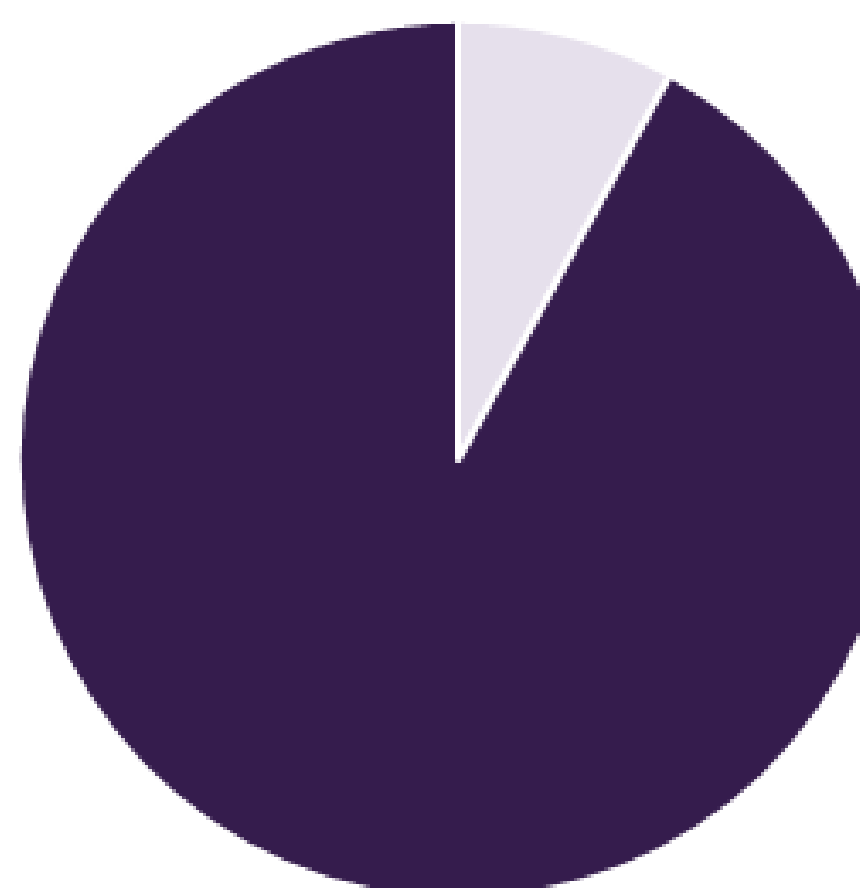
**53%**  
CRANSTON



**7%**  
CRANSTON



**54%**  
STATEWIDE



**8%**  
STATEWIDE

	CRANSTON	RI
NO HIGH SCHOOL DIPLOMA	\$22,450	\$27,880
HIGH SCHOOL & EQUIVALENT	\$38,754	\$36,009
SOME COLLEGE OR ASSOCIATE'S DEGREE	\$40,199	\$40,976
BACHELOR'S	\$60,400	\$56,642
GRADUATE/ PROFESSIONAL	\$72,843	\$76,777

**POSTSECONDARY EDUCATION TRANSITION<sup>4</sup>**

**5,363 RHODE ISLAND HIGH SCHOOL STUDENTS** ENROLLED IN A DUAL AND/OR CONCURRENT COURSE. OF THOSE, **456 (9%) WERE CRANSTON STUDENTS.**

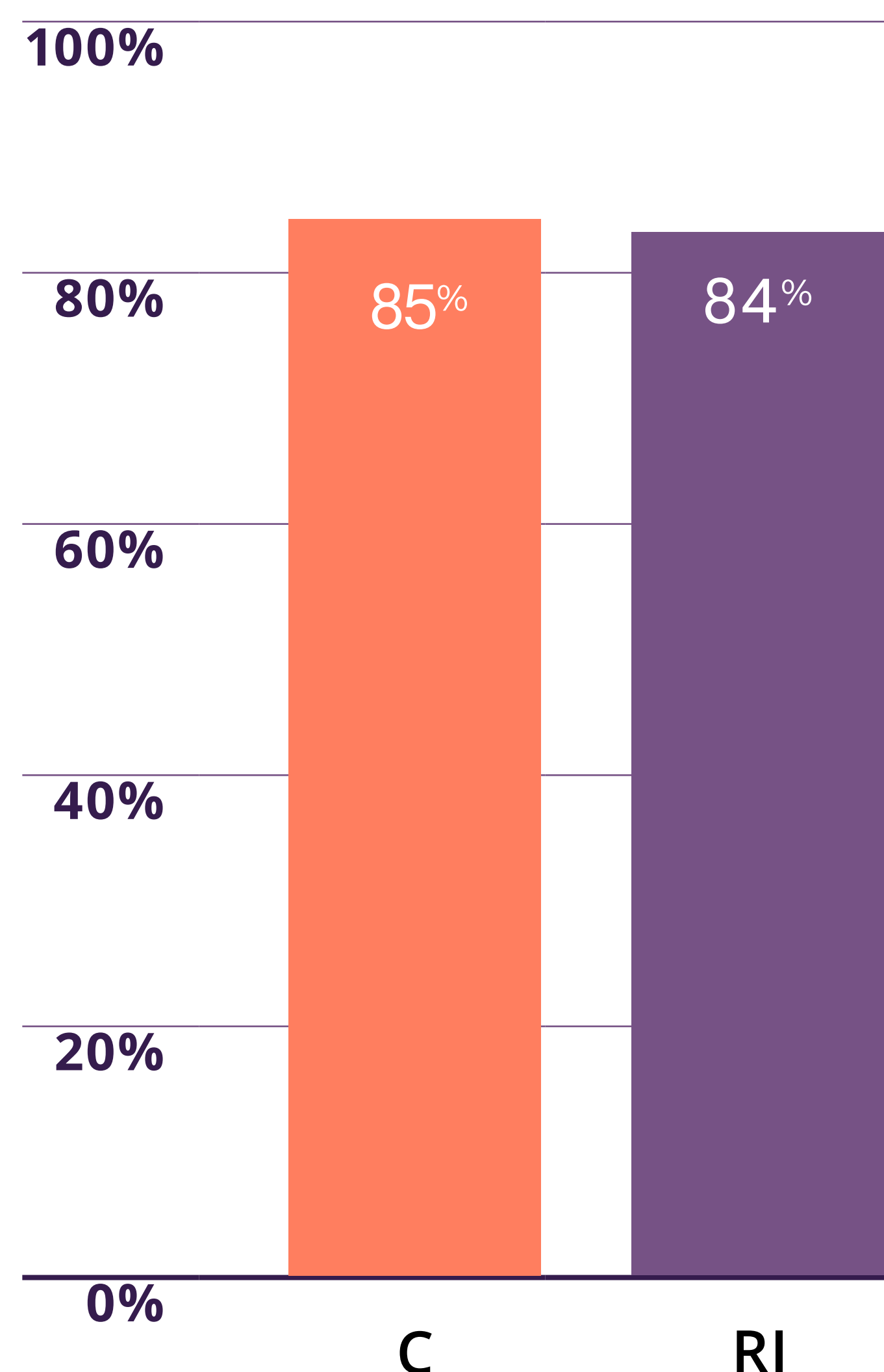
**RI STATE SCHOLARSHIPS<sup>4</sup>**

**\$9,595,000** IN SCHOLARSHIPS WERE AWARDED TO **8,652** STUDENTS AT RHODE ISLAND'S 3 PUBLIC AND 9 PRIVATE INSTITUTIONS OF HIGHER EDUCATION IN ACADEMIC YEAR 2019-20. **\$1,109** WAS THE AVERAGE AWARD.

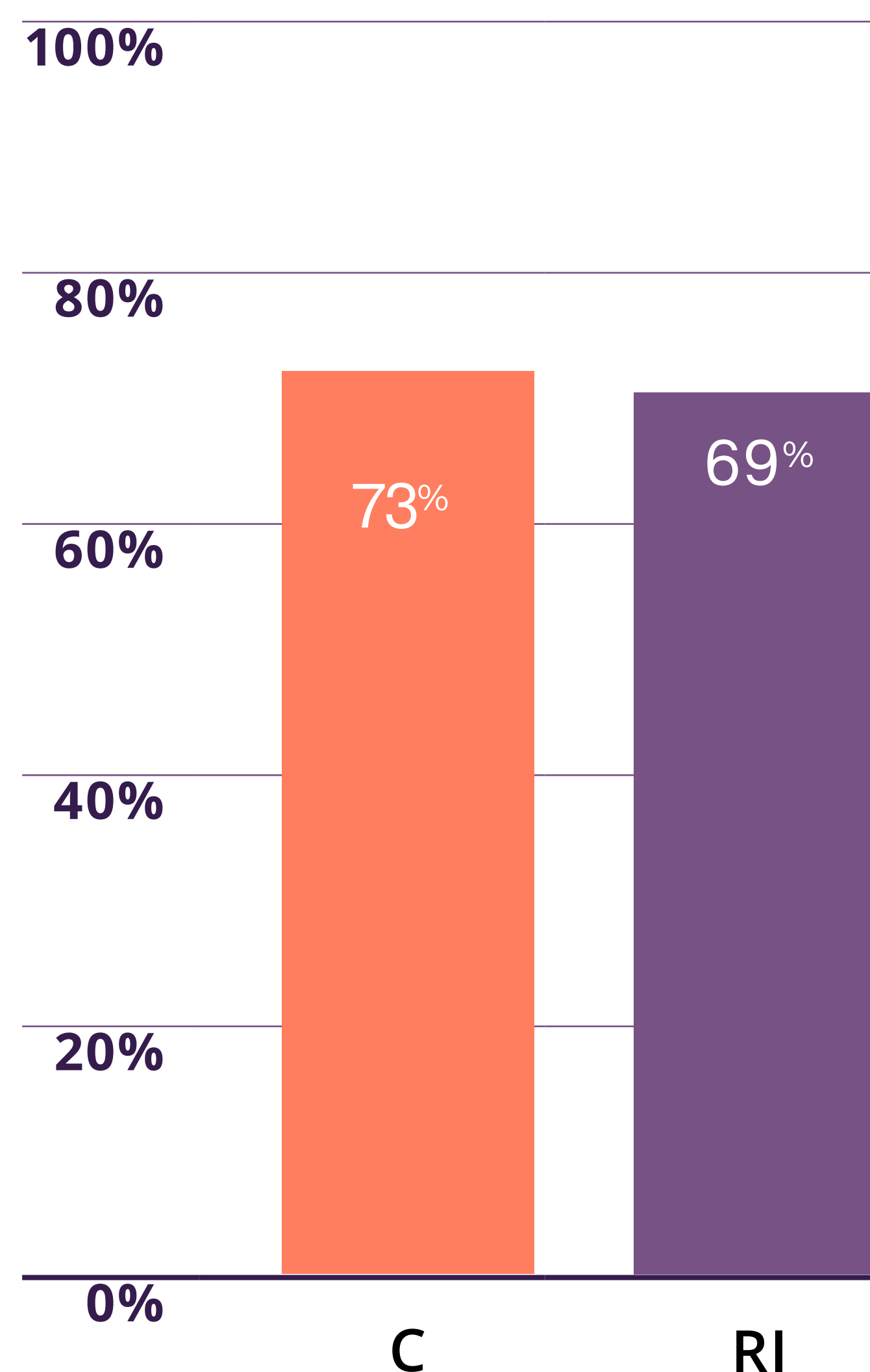
**RI PROMISE<sup>6</sup>**

CCRI ENROLLED **2,271 RI PROMISE FIRST-TIME FIRST YEARS** IN FALL 2020. **57%** OF FALL 2019 COHORT RETURNED IN FALL 2020.

GRADUATED FROM HIGH SCHOOL IN FOUR YEARS.<sup>5</sup>



ENROLLED IN POSTSECONDARY EDUCATION WITHIN ONE YEAR OF HIGH SCHOOL GRADUATION.<sup>5</sup>



**DATA SOURCES**

- <sup>1</sup> 2015-2019 American Community Survey 5-Year Estimates Data Tables
- <sup>2</sup> RI Department of Labor and Training Local Area Unemployment Statistics for February 2021
- <sup>3</sup> U.S. Department of Education's Office of Federal Student Aid
- <sup>4</sup> RI Office of the Postsecondary Commissioner
- <sup>5</sup> RI Department of Education 2019-2020 District Report Cards (graduation rates and postsecondary enrollment is based on 2018-19 public high school graduates)
- <sup>6</sup> Community College of Rhode Island Fall 2020 Rhode Island Promise Report to the Commissioner of Postsecondary Education