

Postsecondary Attainment Profile

NORTH PROVIDENCE, RI

TOWN SNAPSHOT

| | NORTH PROVIDENCE | RI |
|--|------------------|----------|
| WORKING-AGE POPULATION (AGE 25 - 64) ¹ | 18,174 | 559,348 |
| ATTAINMENT RATE: ASSOCIATE DEGREE OR HIGHER (AGE 25 YEARS AND OVER) ¹ | 39% | 42% |
| MEDIAN EARNINGS (AGE 25 YEARS AND OVER) ¹ | \$46,050 | \$45,211 |
| UNEMPLOYMENT RATE (FEBRUARY 2021) ² | 7% | 8% |

WORKING-AGE POPULATION¹

Age 25 and Over by Educational Attainment

| | NORTH PROVIDENCE | RI |
|-------------------------------------|------------------|-----|
| NO HIGH SCHOOL DIPLOMA | 9% | 11% |
| HIGH SCHOOL & EQUIVALENT | 33% | 28% |
| SOME COLLEGE | 19% | 18% |
| ASSOCIATE | 9% | 8% |
| BACHELOR'S + | 30% | 34% |

EDUCATION ATTAINMENT BY RACE/ETHNICITY¹

North Providence (Age 25 and Over) by Educational Attainment and Race

| | AM. IND. /AK NATIVE | | ASIAN | | BLACK /AFRICAN AM. | | NAT.HAW /OTHER P.I. | | SOME OTHER RACE | | TWO OR MORE RACES | | WHITE | |
|---|---------------------|-----|-------|-----|--------------------|-----|---------------------|-----|-----------------|-----|-------------------|-----|-------|-----|
| | NP | RI | NP | RI | NP | RI | NP | RI | NP | RI | NP | RI | NP | RI |
| NO HIGH SCHOOL DIPLOMA | 67% | 27% | 3% | 13% | 8% | 15% | 0% | 1% | 24% | 34% | 7% | 14% | 9% | 9% |
| HS GRAD & EQUIVALENT | 33% | 38% | 6% | 18% | 32% | 32% | 0% | 35% | 14% | 32% | 25% | 25% | 35% | 28% |
| SOME COLLEGE OR ASSOCIATE'S DEGREE | 0% | 20% | 17% | 16% | 41% | 32% | 0% | 27% | 25% | 23% | 36% | 31% | 27% | 26% |
| BACHELOR'S + | 0% | 15% | 74% | 52% | 19% | 21% | 0% | 38% | 37% | 10% | 32% | 30% | 29% | 36% |

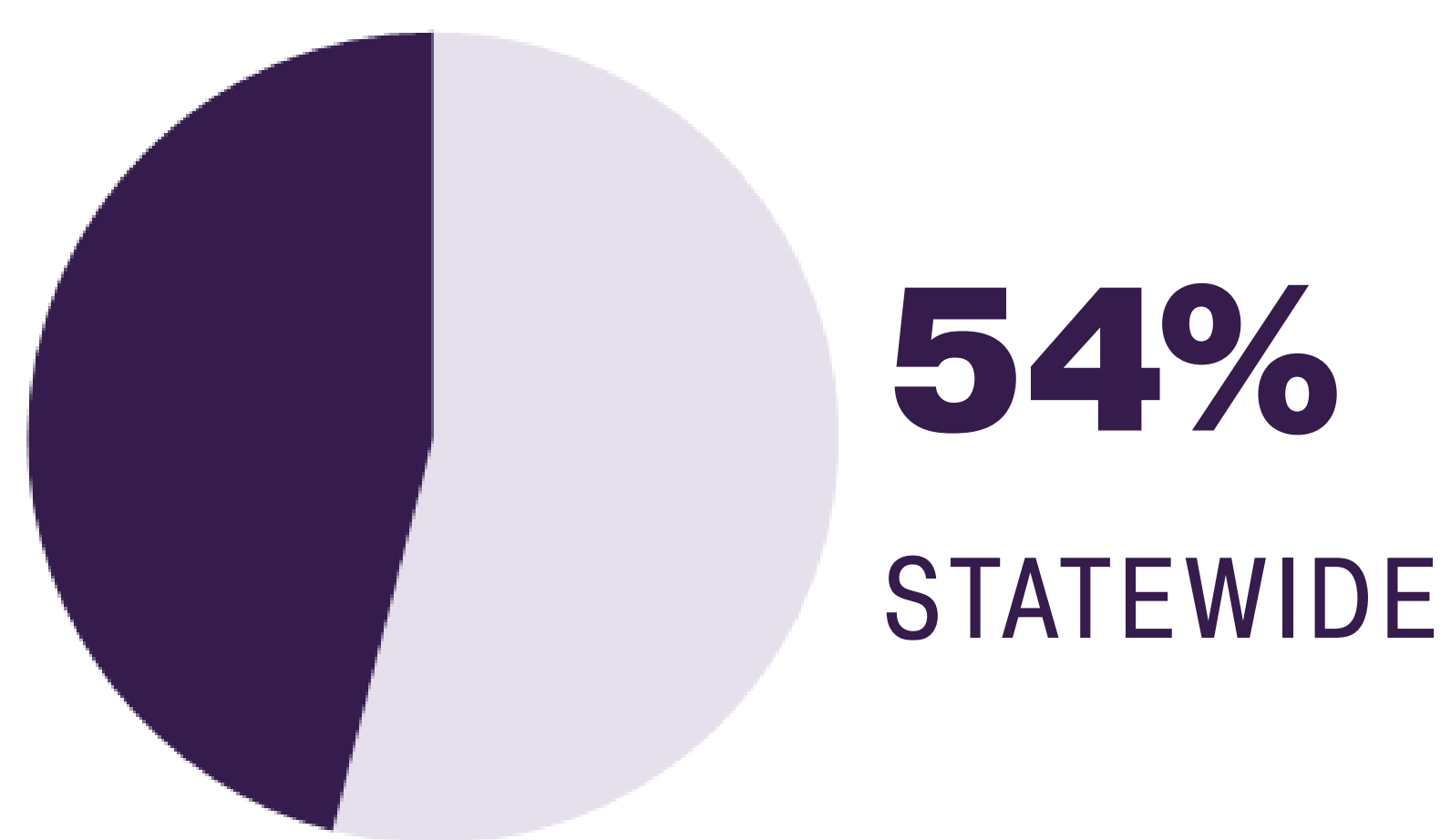
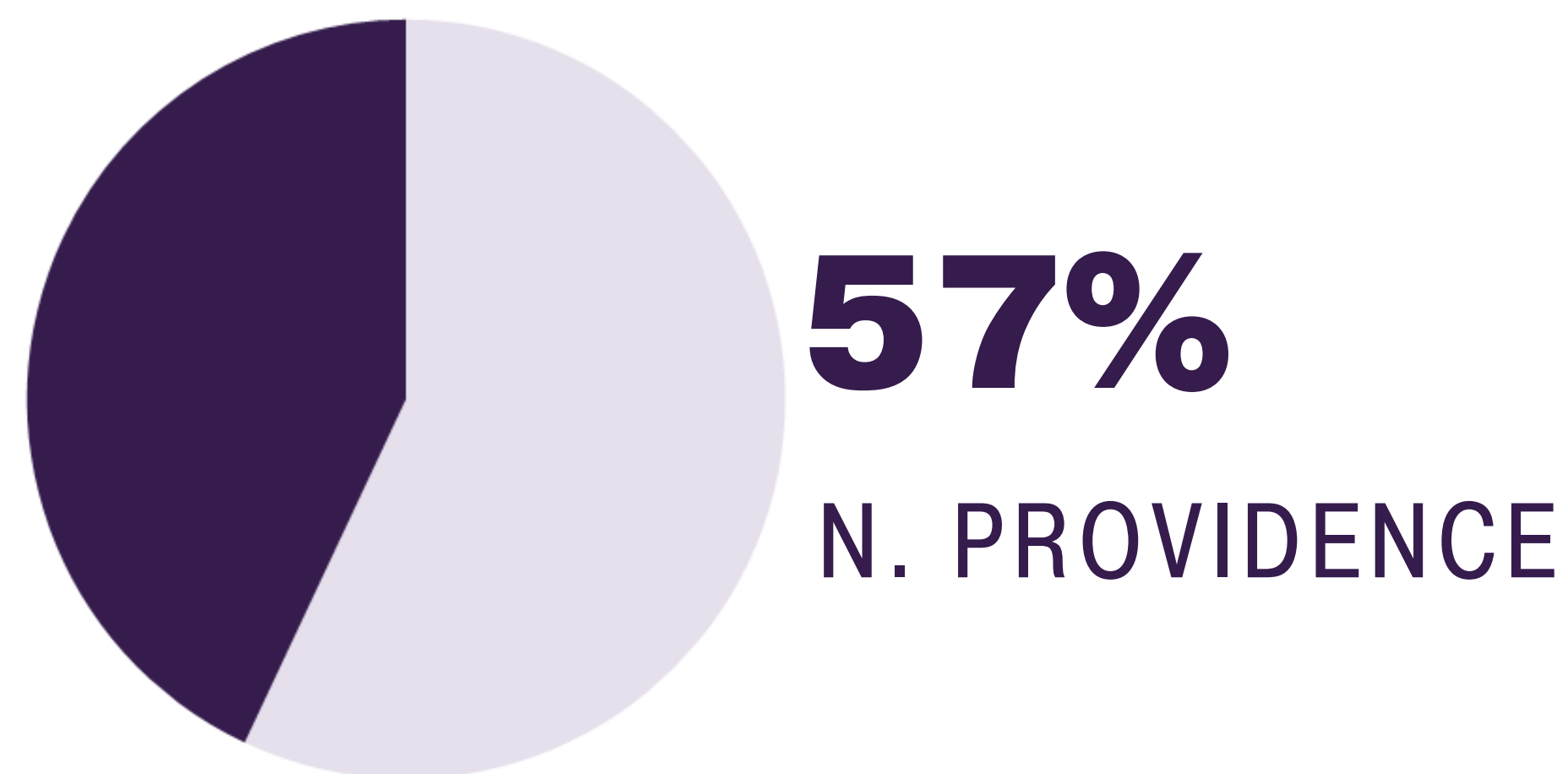
HISPANIC/LATINX POPULATION¹

Age 25 and Over by Educational Attainment

| | NORTH PROVIDENCE | RI |
|---|------------------|-----|
| NO HIGH SCHOOL DIPLOMA | 16% | 26% |
| HIGH SCHOOL & EQUIVALENT | 26% | 36% |
| SOME COLLEGE OR ASSOCIATE'S DEGREE | 37% | 23% |
| BACHELOR'S + | 20% | 14% |

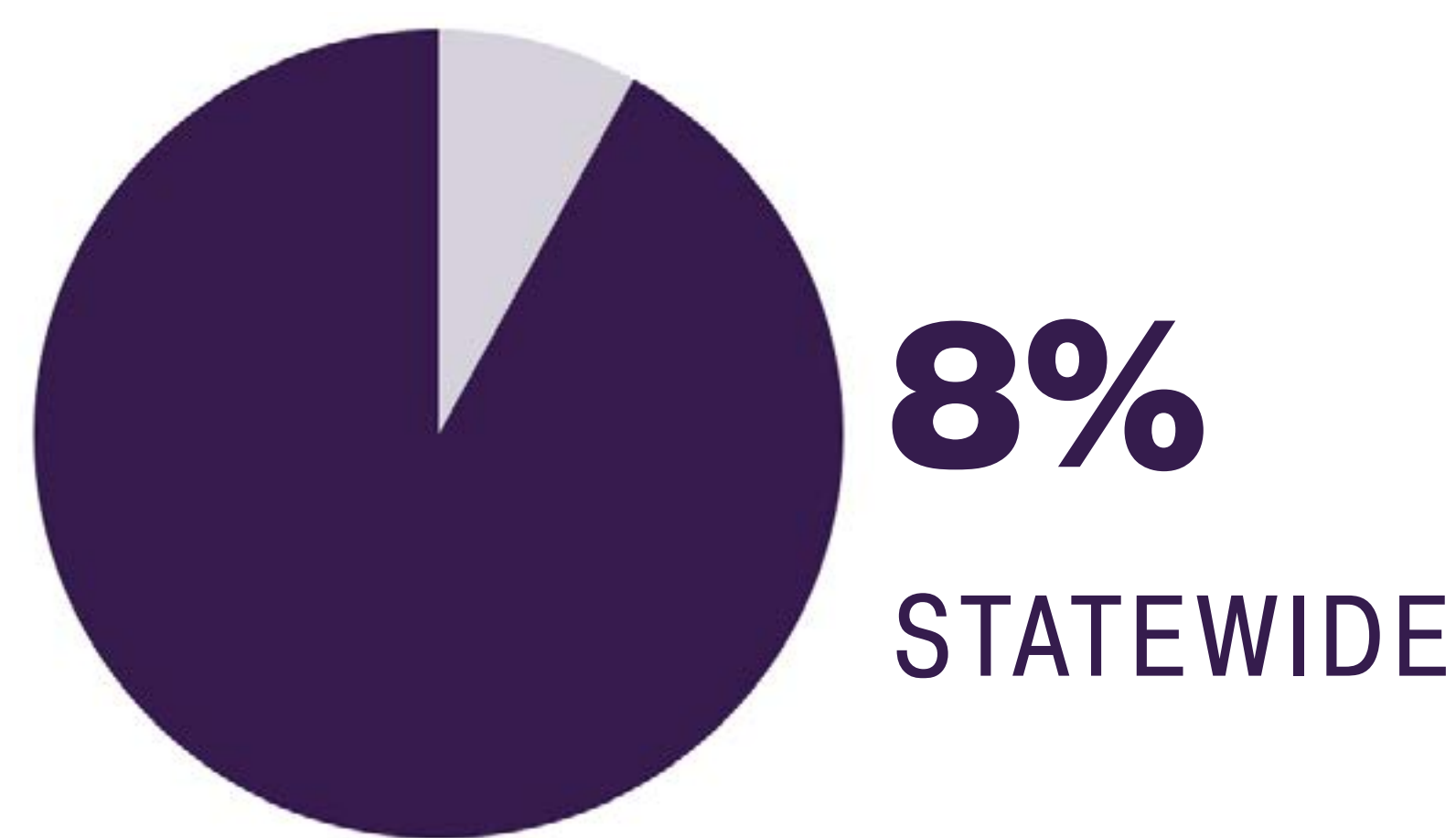
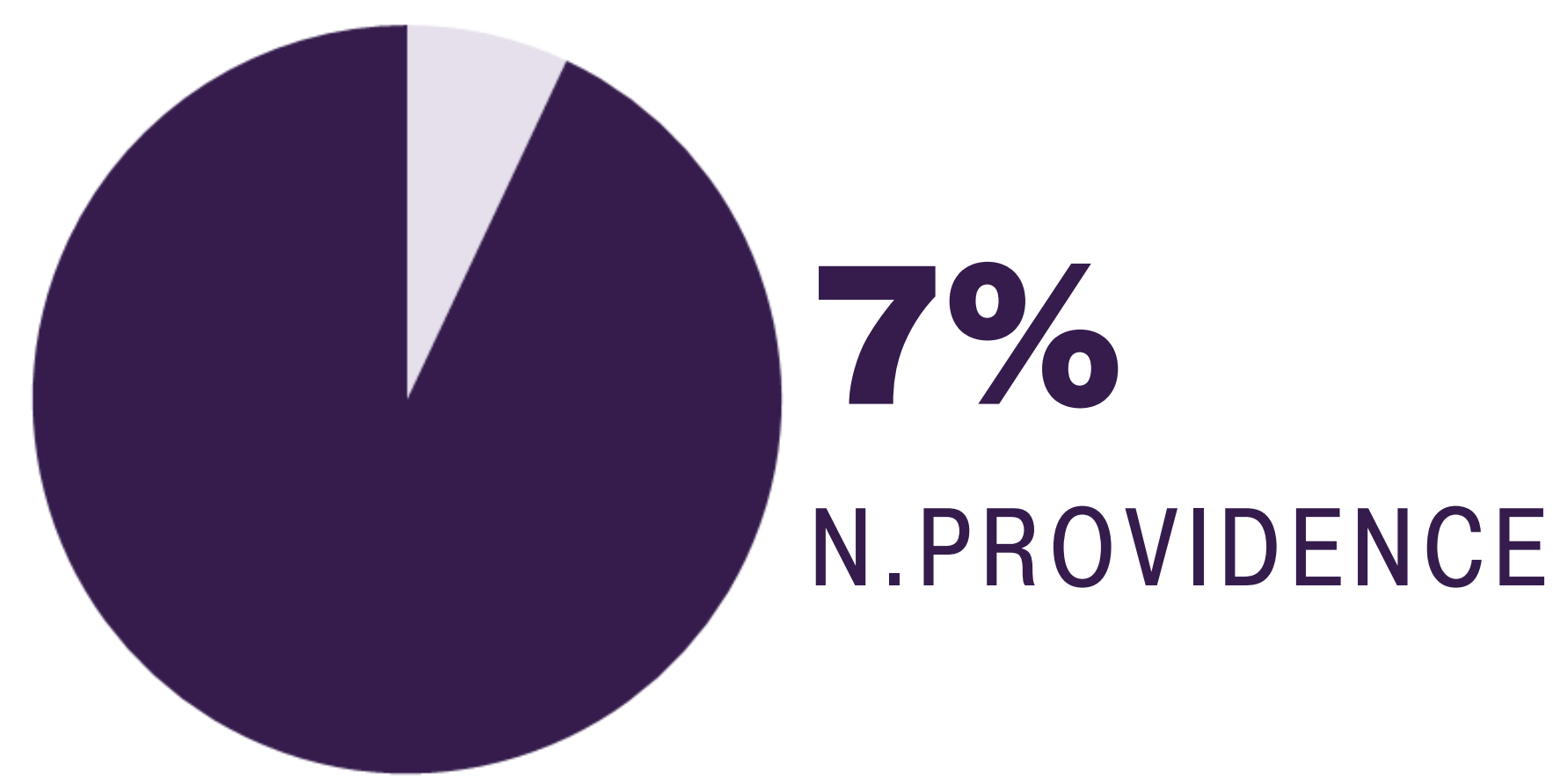
FAFSA COMPLETION RATES³

Through March 12, 2021



UNEMPLOYMENT RATES²

Through February, 2021



MEDIAN EARNINGS¹

Educational Attainment Age 25 and Over

| | NORTH PROVIDENCE | RI |
|------------------------------------|------------------|----------|
| NO HIGH SCHOOL DIPLOMA | \$36,172 | \$27,880 |
| HIGH SCHOOL & EQUIVALENT | \$35,974 | \$36,009 |
| SOME COLLEGE OR ASSOCIATE'S DEGREE | \$42,121 | \$40,976 |
| BACHELOR'S | \$58,805 | \$56,642 |
| GRADUATE/ PROFESSIONAL | \$71,101 | \$76,777 |

POSTSECONDARY EDUCATION TRANSITION⁴

5,363 RHODE ISLAND HIGH SCHOOL STUDENTS ENROLLED IN A DUAL AND/OR CONCURRENT COURSE. OF THOSE, **176 (3%)** WERE **NORTH PROVIDENCE STUDENTS.**

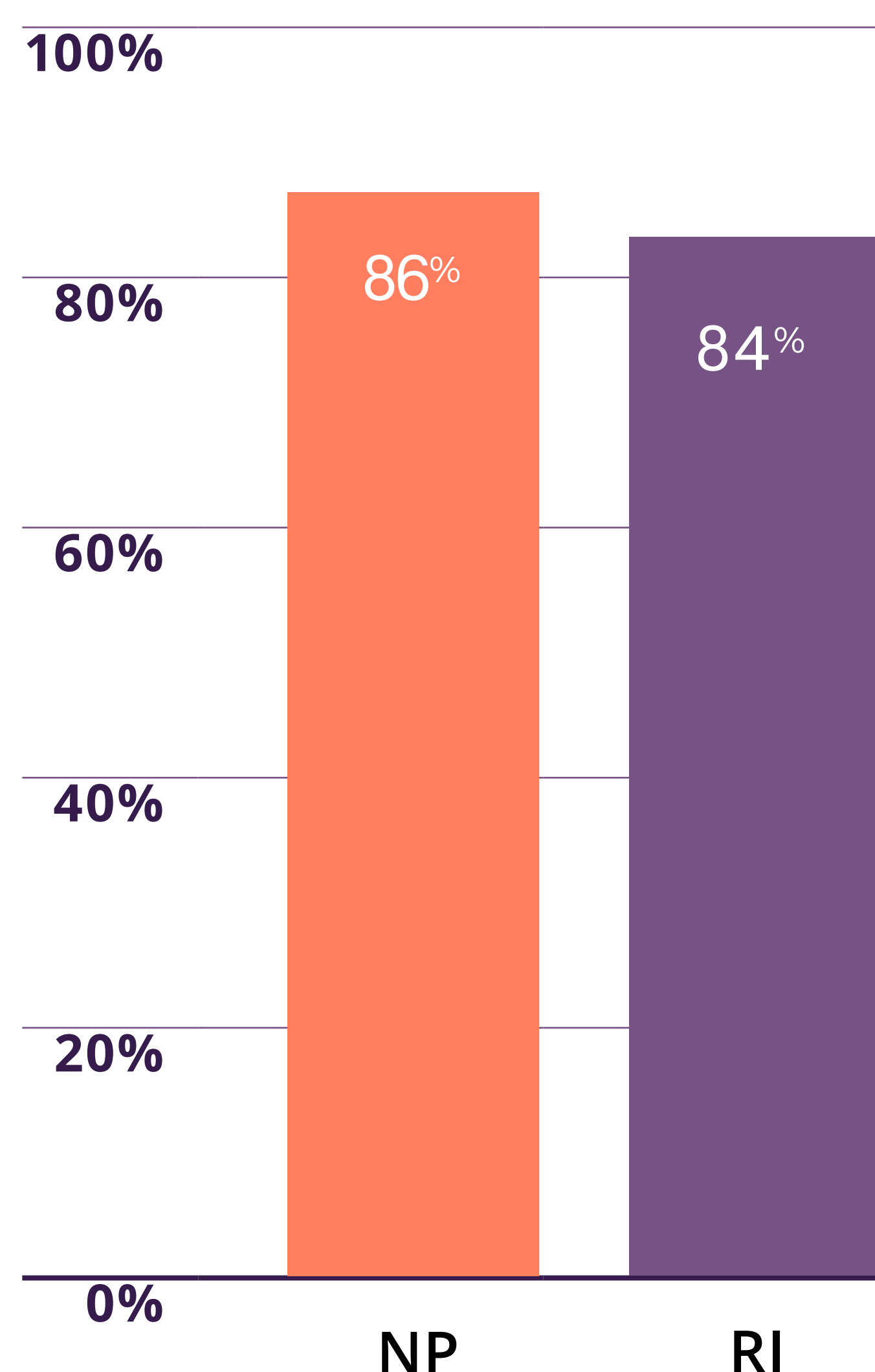
RI STATE SCHOLARSHIPS⁴

\$9,595,000 IN SCHOLARSHIPS WERE AWARDED TO **8,652** STUDENTS AT RHODE ISLAND'S 3 PUBLIC AND 9 PRIVATE INSTITUTIONS OF HIGHER EDUCATION IN ACADEMIC YEAR 2019-20. **\$1,109** WAS THE AVERAGE AWARD.

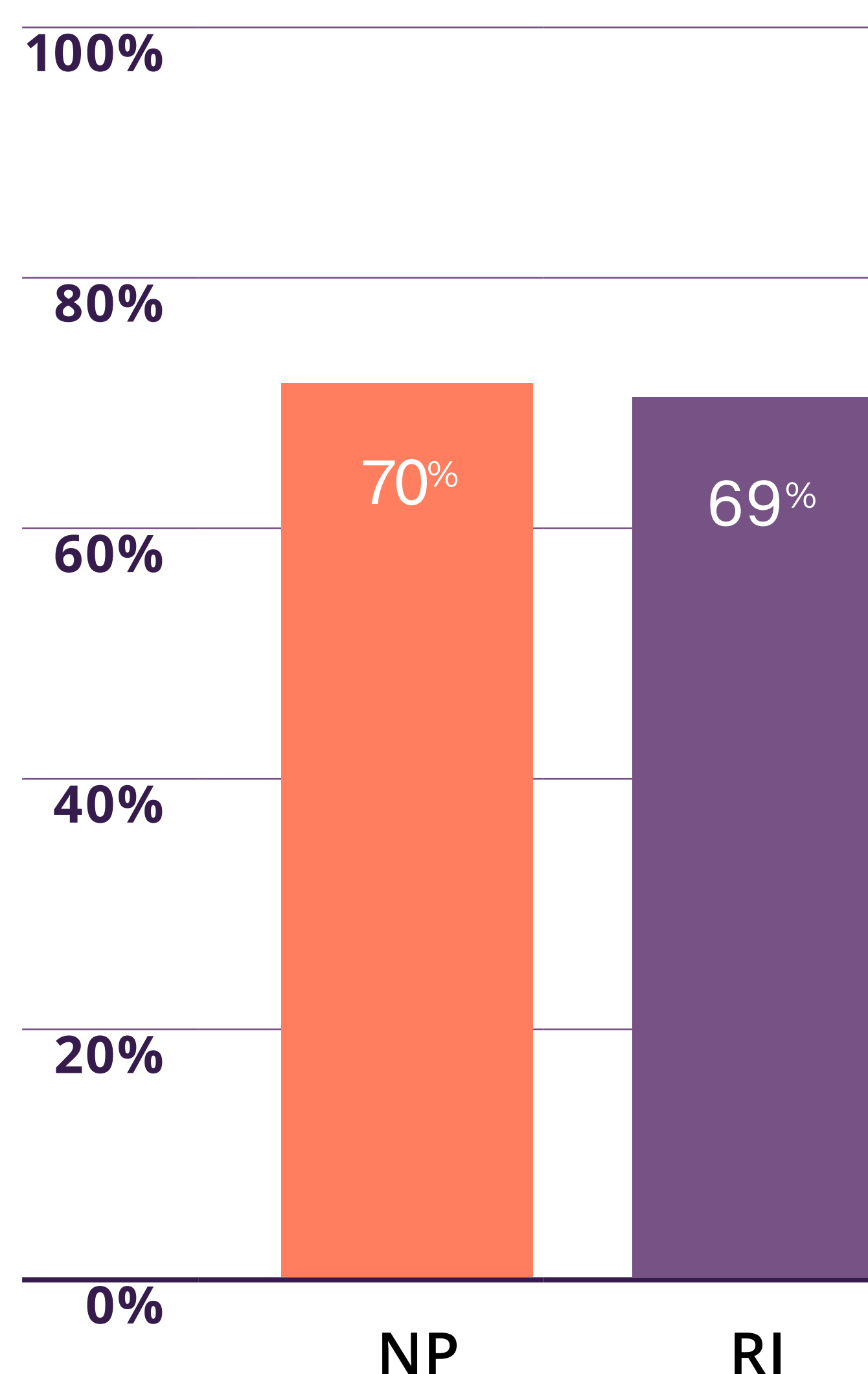
RI PROMISE⁶

CCRI ENROLLED **2,271 RI PROMISE FIRST-TIME FIRST YEARS** IN FALL 2020. **57%** OF FALL 2019 COHORT RETURNED IN FALL 2020.

GRADUATED FROM HIGH SCHOOL IN FOUR YEARS.⁵



ENROLLED IN POSTSECONDARY EDUCATION WITHIN ONE YEAR OF HIGH SCHOOL GRADUATION.⁵



DATA SOURCES

- ¹ 2015-2019 American Community Survey 5-Year Estimates Data Tables
- ² RI Department of Labor and Training Local Area Unemployment Statistics for February 2021
- ³ U.S. Department of Education's Office of Federal Student Aid
- ⁴ RI Office of the Postsecondary Commissioner
- ⁵ RI Department of Education 2019-2020 District Report Cards (graduation rates and postsecondary enrollment is based on 2018-19 public high school graduates)
- ⁶ Community College of Rhode Island Fall 2020 Rhode Island Promise Report to the Commissioner of Postsecondary Education