

# Postsecondary Attainment Profile

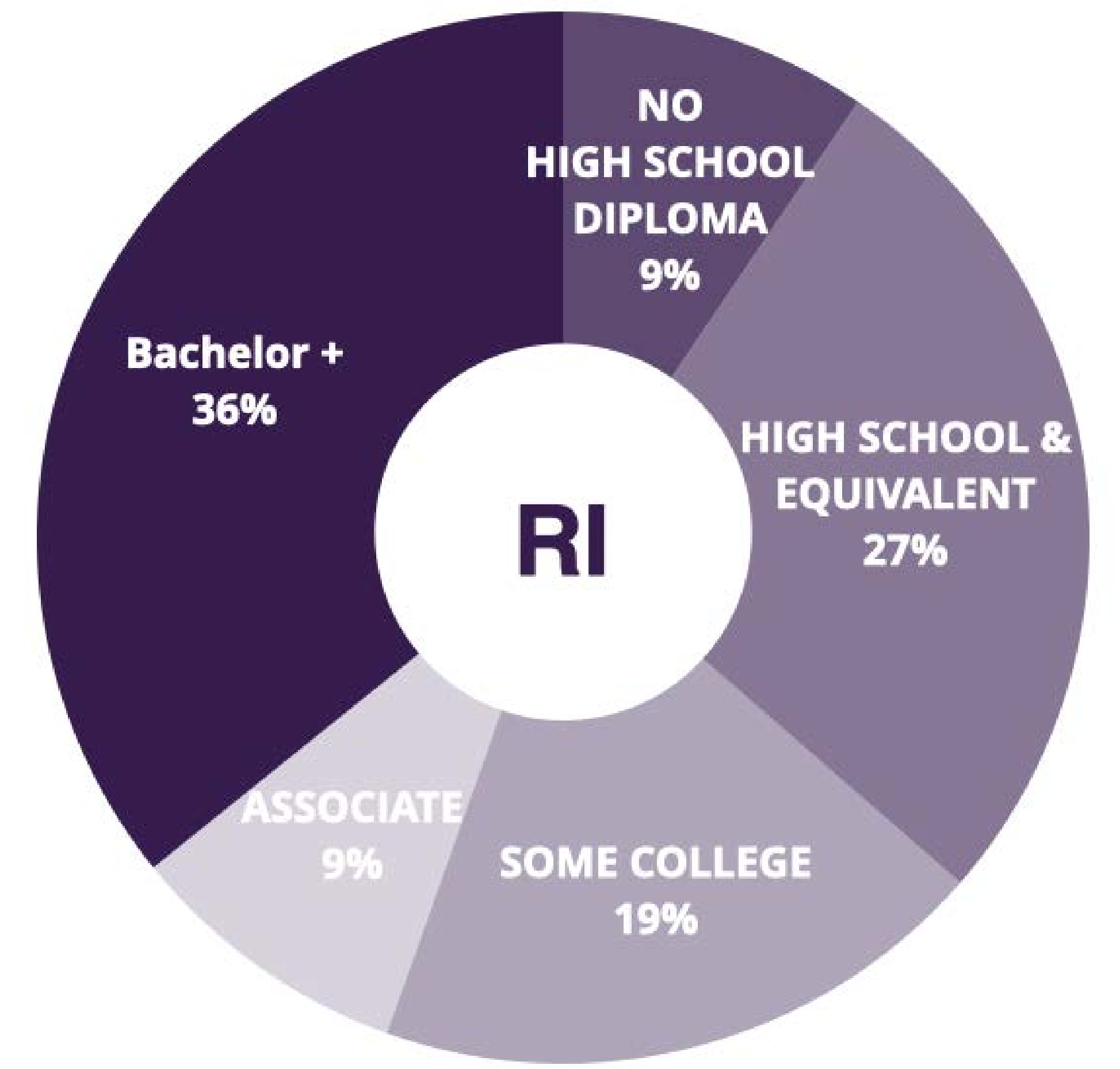
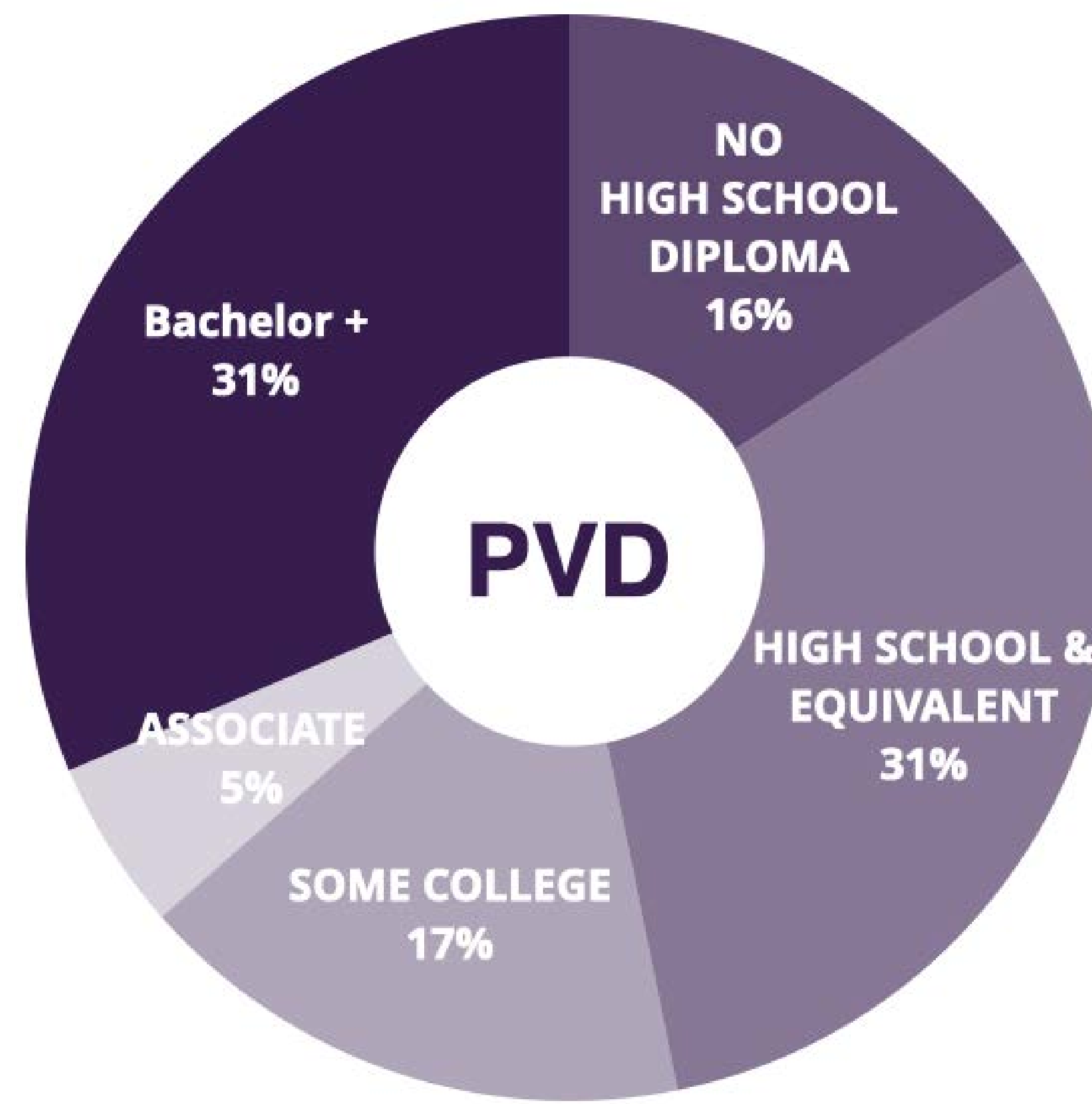
## PROVIDENCE, RI

### CITY SNAPSHOT<sup>1,2</sup>

	RI	PVD
<b>WORKING-AGE POPULATION</b>	559,348	89,199
<b>ATTAINMENT RATE: ASSOCIATE DEGREE + (AGE 25-64)</b>	45%	36%
<b>MEDIAN EARNINGS (AGE 25 YEARS AND OVER)</b>	\$45,211	\$36,225
<b>UNEMPLOYMENT RATE (FEBRUARY 2021)</b>	8%	9%

### WORKING-AGE POPULATION<sup>1</sup>

Age 25-64 by Educational Attainment

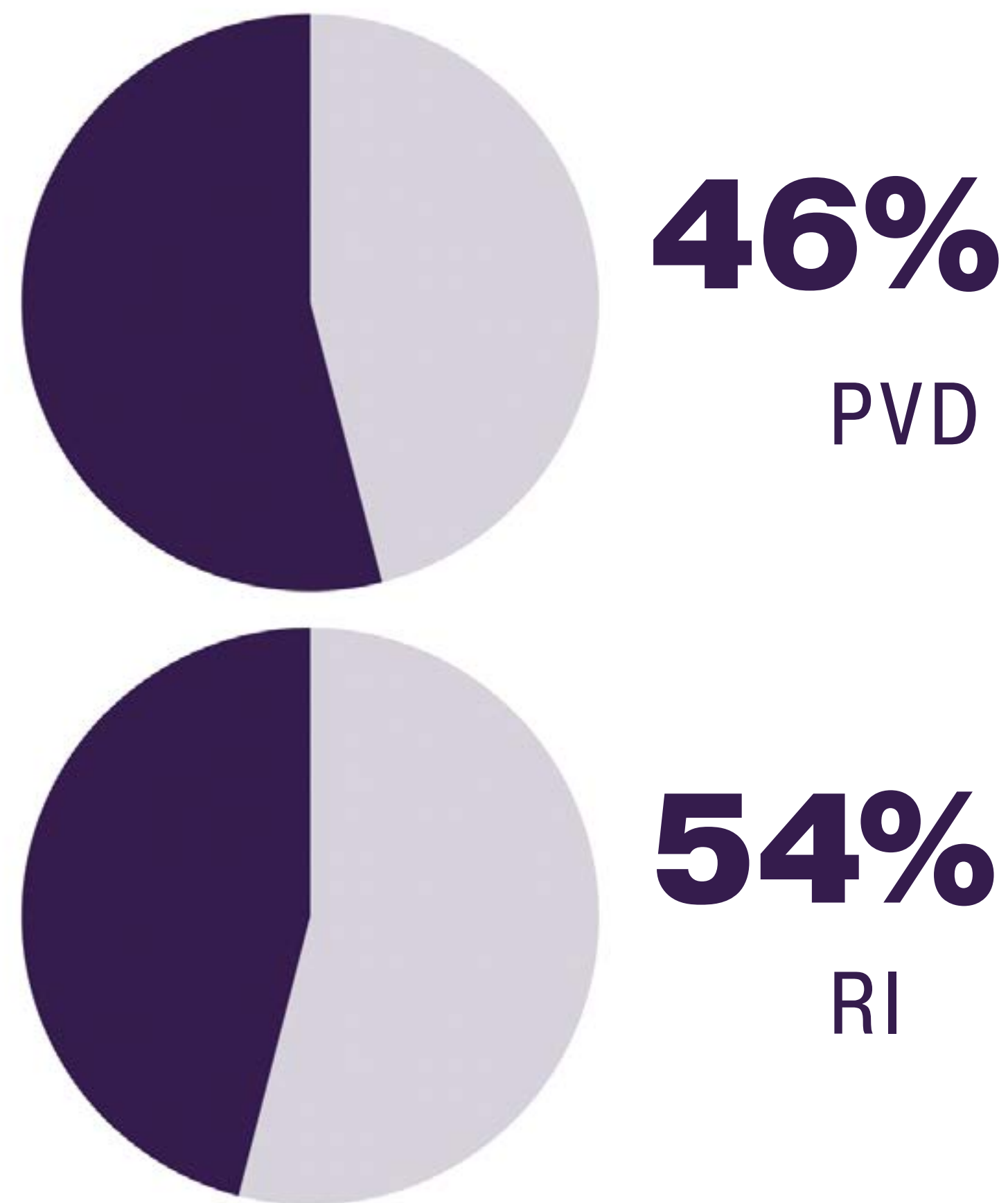


### EDUCATION ATTAINMENT BY RACE/ETHNICITY<sup>1</sup>

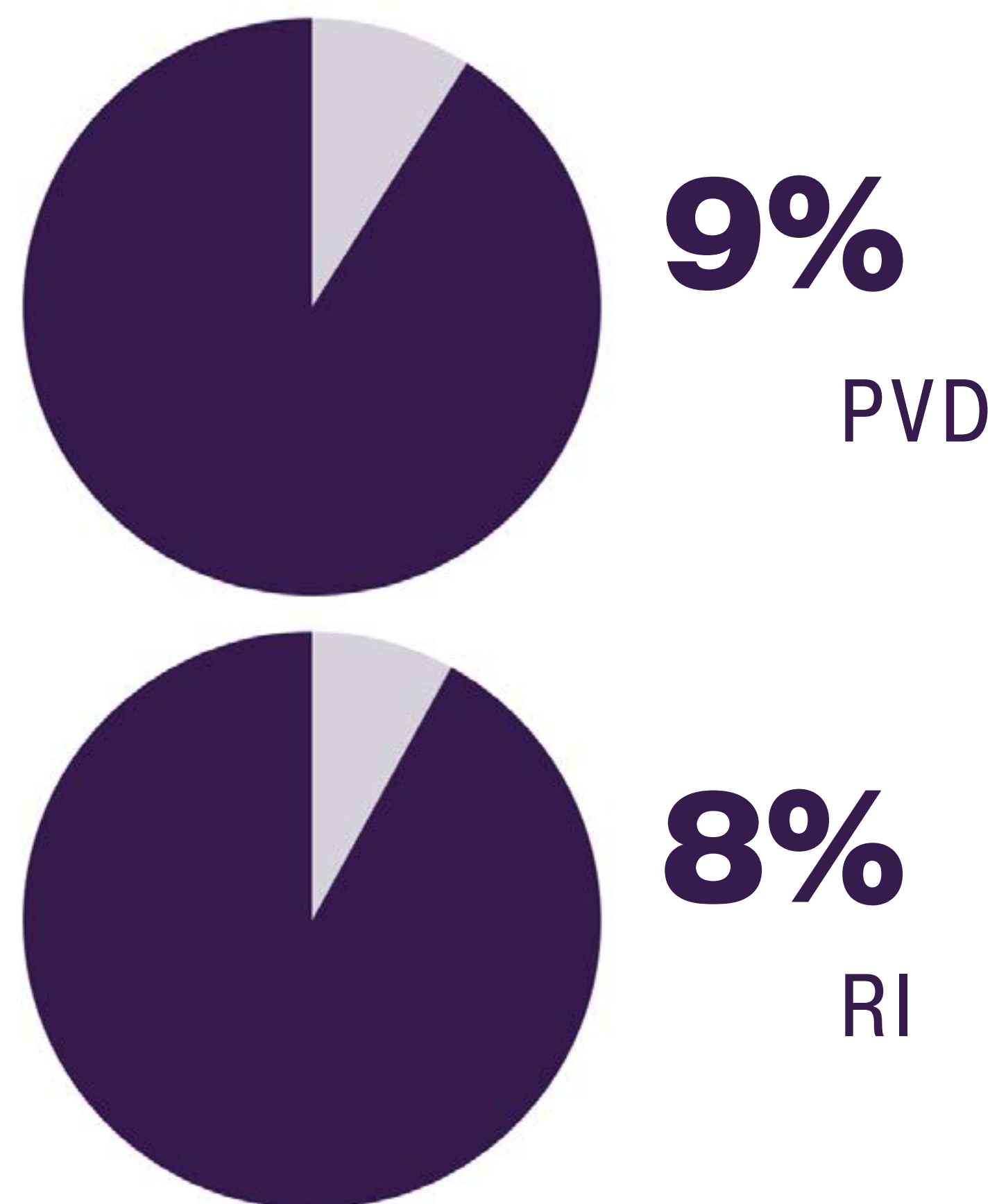
Working-Age Population (Ages 25 - 64) by Educational Attainment and Race/Ethnicity

	AMERICAN INDIAN/ ALASKA NATIVE		ASIAN		BLACK/ AFRICAN AMERICAN		HISPANIC		NATIVE HAWAIIAN/ OTHER PACIFIC ISLANDER		SOME OTHER RACE		TWO OR MORE RACES		WHITE		TOTAL	
	PVD	RI	PVD	RI	PVD	RI	PVD	RI	PVD	RI	PVD	RI	PVD	RI	PVD	RI	PVD	RI
<b>NO HIGH SCHOOL DIPLOMA</b>	39%	23%	17%	11%	8%	11%	25%	24%	0%	0%	23%	19%	13%	11%	7%	6%	16%	9%
<b>HIGH SCHOOL &amp; EQUIVALENT</b>	18%	31%	24%	19%	38%	34%	41%	36%	71%	46%	33%	30%	27%	21%	18%	25%	31%	27%
<b>SOME COLLEGE</b>	29%	29%	7%	11%	24%	23%	18%	19%	16%	17%	18%	22%	13%	22%	14%	19%	17%	19%
<b>ASSOCIATE</b>	0%	1%	4%	5%	7%	8%	5%	6%	0%	0%	0%	11%	9%	10%	5%	10%	5%	9%
<b>BACHELOR +</b>	15%	16%	48%	54%	24%	24%	11%	15%	13%	37%	26%	18%	38%	36%	56%	40%	31%	36%

**FAFSA COMPLETION RATES<sup>3</sup>**  
Through March 19, 2021



**UNEMPLOYMENT RATES<sup>2</sup>**  
Through February 2021



**MEDIAN EARNINGS BY EDUCATION ATTAINMENT<sup>4</sup>**  
Age 25 and Over

	RI	PVD
NO HIGH SCHOOL DIPLOMA	\$27,880	\$26,328
HIGH SCHOOL & EQUIVALENT	\$36,009	\$30,993
SOME COLLEGE/ ASSOCIATE	\$40,976	\$31,583
BACHELOR'S	\$56,642	\$44,003
GRADUATE/ PROFESSIONAL	\$76,777	\$68,017

**POSTSECONDARY EDUCATION TRANSITION<sup>5</sup>**

**5,363**  
**RI HIGH SCHOOL STUDENTS**  
ENROLLED IN A DUAL AND/OR  
CONCURRENT COURSE.  
OF THOSE  
**419 (8%) WERE**  
**PROVIDENCE STUDENTS**

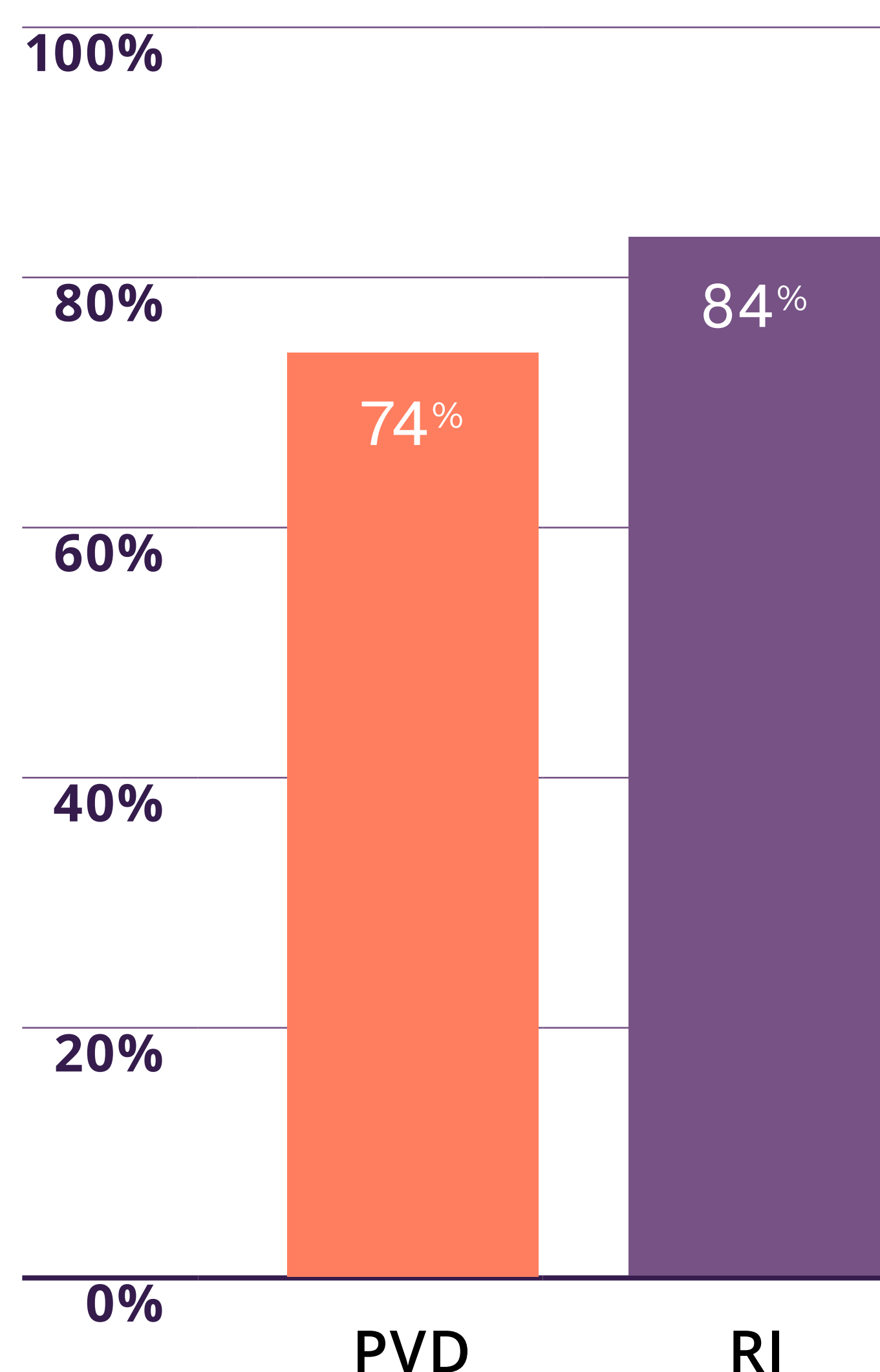
**RI STATE SCHOLARSHIPS<sup>5</sup>**

**\$9,595,000**  
IN SCHOLARSHIPS WERE AWARDED TO  
**8,652**  
STUDENTS AT RHODE ISLAND'S THREE PUBLIC  
AND NINE PRIVATE INSTITUTIONS OF  
HIGHER EDUCATION IN ACADEMIC YEAR 2019-20.  
**\$1,109**  
WAS THE AVERAGE AWARD.

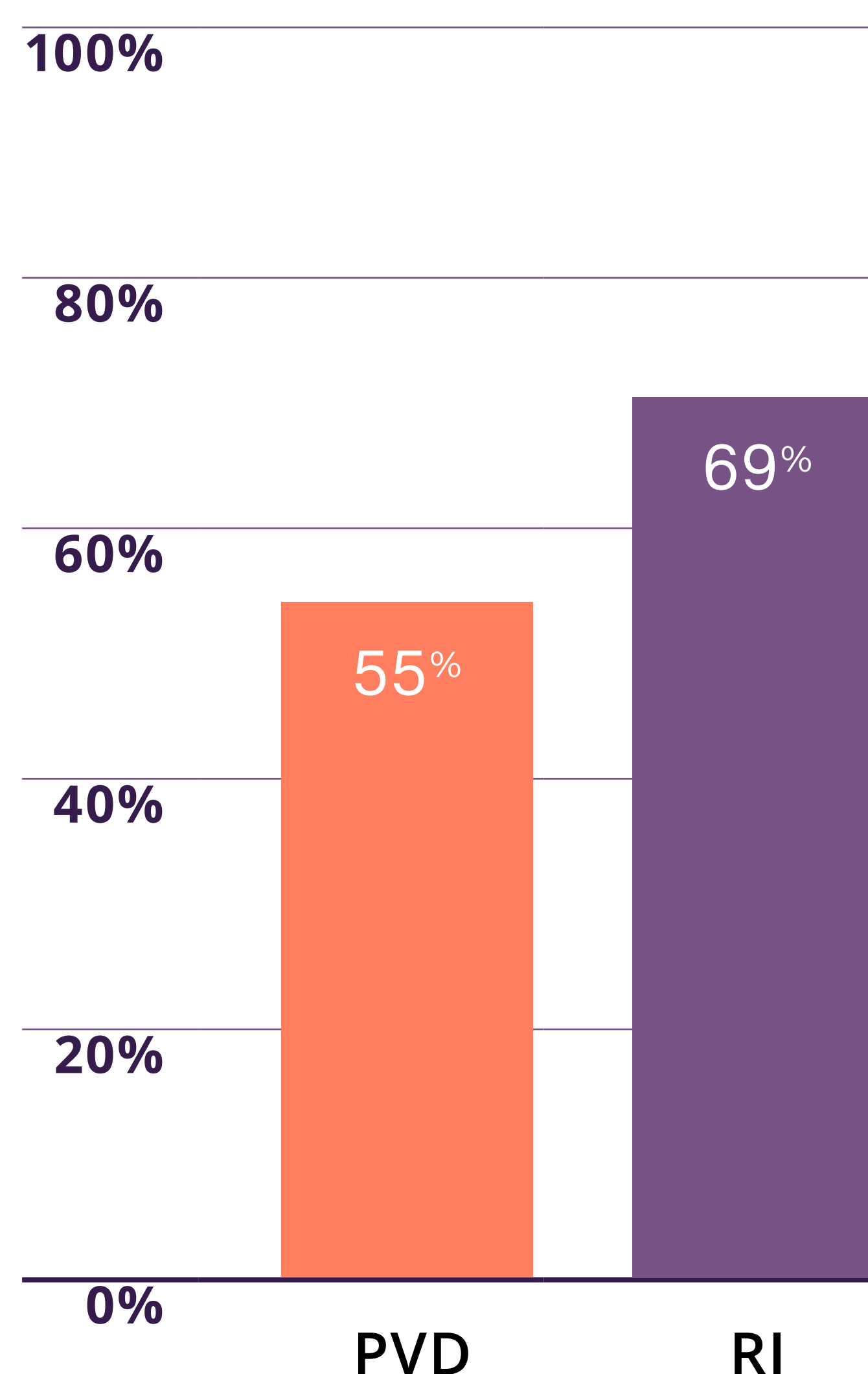
**RI PROMISE<sup>6</sup>**

CCRI ENROLLED  
**2,271 RI PROMISE**  
**FIRST-TIME FIRST YEARS**  
IN FALL 2020.  
**57%**  
OF THE FALL 2019 COHORT RETURNED  
IN FALL 2020.

GRADUATED FROM HIGH SCHOOL IN FOUR YEARS<sup>7</sup>



ENROLLED IN POSTSECONDARY EDUCATION WITHIN ONE YEAR OF HIGH SCHOOL GRADUATION<sup>7</sup>



**DATA SOURCES**

- <sup>1</sup> 2019 American Community Survey PUMS 5-Year Estimates
- <sup>2</sup> RI Department of Labor and Training Local Area Unemployment Statistics for February 2021
- <sup>3</sup> U.S. Department of Education's Office of Federal Student Aid
- <sup>4</sup> 2015-2019 American Community Survey 5-Year Estimates Data Tables
- <sup>5</sup> RI Office of the Postsecondary Commissioner
- <sup>6</sup> Community College of Rhode Island Fall 2020 R.I. Promise Report to the Commissioner of Postsecondary Education
- <sup>7</sup> RI Department of Education 2019-2020 District Report Cards (graduation rates and postsecondary enrollment is based on 2018-19 public high school graduates)