

Postsecondary Attainment Profile

FOSTER, RI

TOWN SNAPSHOT

	FOSTER	RI
WORKING-AGE POPULATION (AGE 25 - 64) ¹	2,562	559,348
ATTAINMENT RATE: ASSOCIATE DEGREE OR HIGHER (AGE 25 YEARS AND OVER) ¹	44%	42%
MEDIAN EARNINGS (AGE 25 YEARS AND OVER) ¹	\$42,647	\$45,211
UNEMPLOYMENT RATE (FEBRUARY 2021) ²	7%	8%

WORKING-AGE POPULATION¹

Age 25 and Over by Educational Attainment

	FOSTER	RI
NO HIGH SCHOOL DIPLOMA	4%	11%
HIGH SCHOOL & EQUIVALENT	31%	28%
SOME COLLEGE	21%	18%
ASSOCIATE	9%	8%
BACHELOR'S +	35%	34%

EQUITY PROFILE¹

Foster Population (Age 25 and Over) by Educational Attainment and Race

	AM. IND. /AK NATIVE		ASIAN		BLACK /AFRICAN AM.		NAT.HAW /OTHER P.I.		SOME OTHER RACE		TWO OR MORE RACES		WHITE	
	F	RI	F	RI	F	RI	F	RI	F	RI	F	RI	F	RI
	NO HIGH SCHOOL DIPLOMA	0%	27%	0%	13%	0%	15%	0%	1%	0%	34%	0%	14%	8%
HS GRAD & EQUIVALENT	0%	38%	0%	18%	13%	32%	0%	35%	0%	32%	12%	25%	21%	28%
SOME COLLEGE OR ASSOCIATE'S DEGREE	0%	20%	100%	16%	87%	32%	0%	27%	0%	23%	88%	31%	21%	26%
BACHELOR'S +	0%	15%	0%	52%	0%	21%	0%	38%	0%	10%	0%	30%	50%	36%

HISPANIC/LATINX POPULATION¹

Age 25 and Over by Educational Attainment

	FOSTER	RI
NO HIGH SCHOOL DIPLOMA	0%	26%
HIGH SCHOOL & EQUIVALENT	0%	36%
SOME COLLEGE OR ASSOCIATE'S DEGREE	41%	23%
BACHELOR'S +	59%	14%

FAFSA COMPLETION RATES³

Through March 12, 2021

56%
FOSTER-
GLOUCESTER

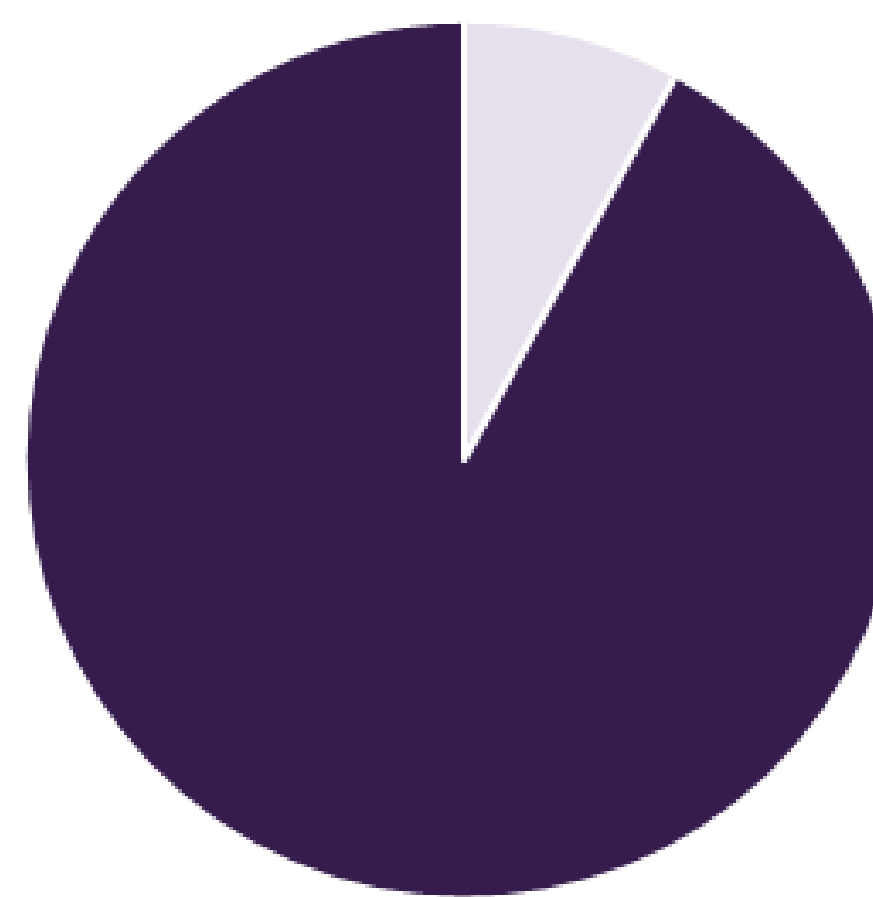
UNEMPLOYMENT RATES²

Through February, 2021

7%
FOSTER



54%
STATEWIDE



8%
STATEWIDE

MEDIAN EARNINGS¹

Educational Attainment Age 25 and Over

	FOSTER	RI
NO HIGH SCHOOL DIPLOMA	-	\$27,880
HIGH SCHOOL & EQUIVALENT	\$32,016	\$36,009
SOME COLLEGE OR ASSOCIATE'S DEGREE	\$42,332	\$40,976
BACHELOR'S	\$72,708	\$56,642
GRADUATE/ PROFESSIONAL	\$49,063	\$76,777

POSTSECONDARY EDUCATION TRANSITION⁴

5,363 RHODE ISLAND HIGH SCHOOL STUDENTS ENROLLED IN A DUAL AND/OR CONCURRENT COURSE. OF THOSE, **119 (2%)** WERE **FOSTER-GLOUCESTER STUDENTS.**

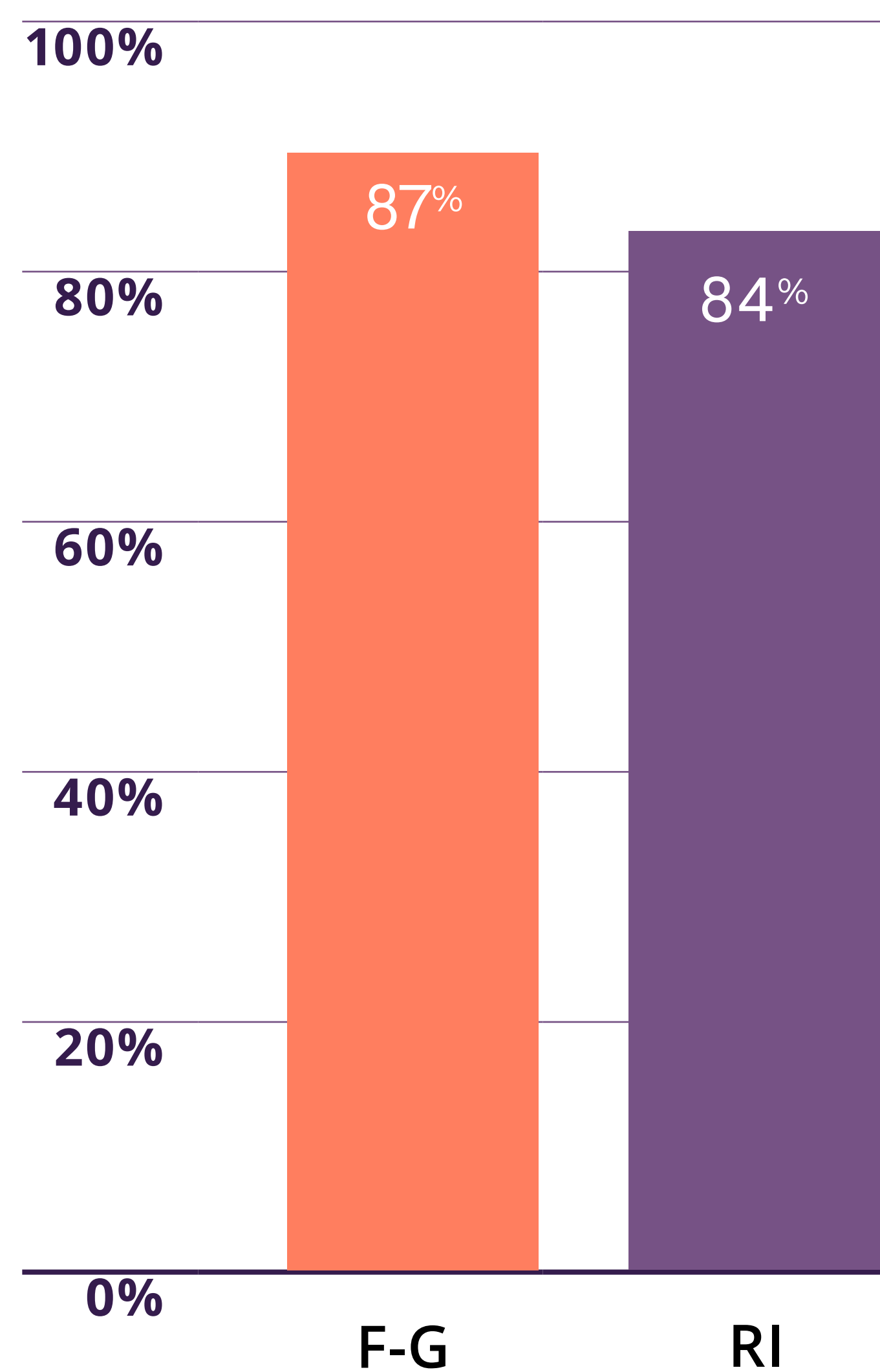
RI STATE SCHOLARSHIPS⁴

\$9,595,000 IN SCHOLARSHIPS WERE AWARDED TO **8,652** STUDENTS AT RHODE ISLAND'S 3 PUBLIC AND 9 PRIVATE INSTITUTIONS OF HIGHER EDUCATION IN ACADEMIC YEAR 2019-20. **\$1,109** WAS THE AVERAGE AWARD.

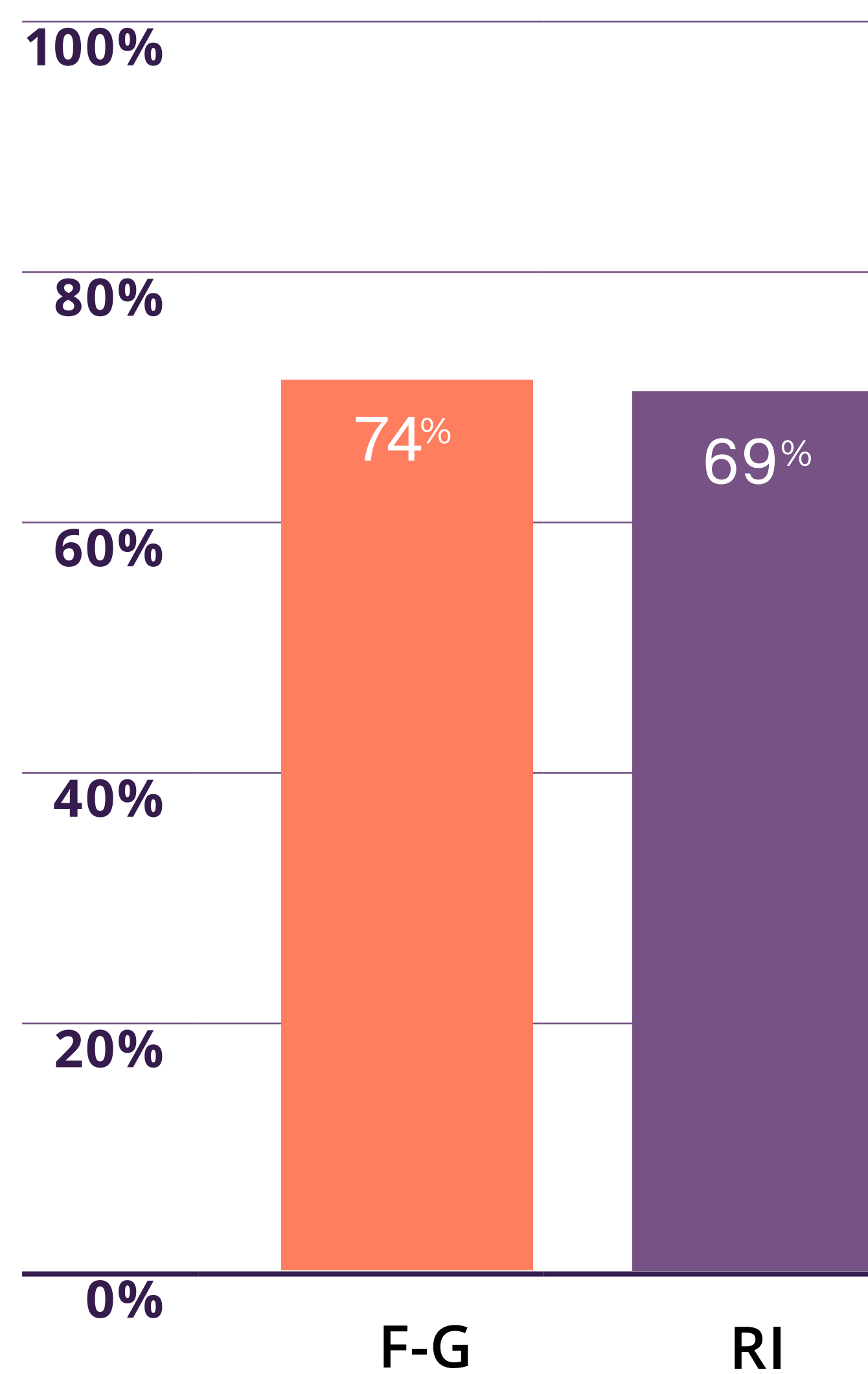
RI PROMISE⁶

CCRI ENROLLED **2,271 RI PROMISE FIRST-TIME FIRST YEARS** IN FALL 2020. **57%** OF FALL 2019 COHORT RETURNED IN FALL 2020.

GRADUATED FROM HIGH SCHOOL IN FOUR YEARS.⁵



ENROLLED IN POSTSECONDARY EDUCATION WITHIN ONE YEAR OF HIGH SCHOOL GRADUATION.⁵



DATA SOURCES

- ¹ 2015-2019 American Community Survey 5-Year Estimates Data Tables
- ² RI Department of Labor and Training Local Area Unemployment Statistics for February 2021
- ³ U.S. Department of Education's Office of Federal Student Aid
- ⁴ RI Office of the Postsecondary Commissioner
- ⁵ RI Department of Education 2019-2020 District Report Cards (graduation rates and postsecondary enrollment is based on 2018-19 public high school graduates)
- ⁶ Community College of Rhode Island Fall 2020 Rhode Island Promise Report to the Commissioner of Postsecondary Education