



RI

Office of the Postsecondary Commissioner

Postsecondary Attainment Profile

BRISTOL, RI

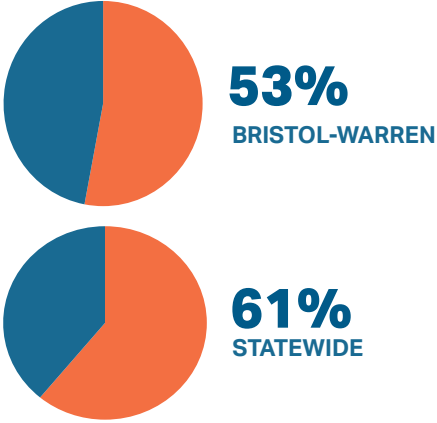
TOWN SNAPSHOT		
	BRISTOL	RI
WORKING-AGE POPULATION (AGE 25 - 54) ¹	10,369	558,884
ATTAINMENT RATE: ASSOCIATE DEGREE OR HIGHER (AGE 25 YEARS & OVER) ¹	47%	43%
MEDIAN EARNINGS (AGE 25 YEARS & OVER) ¹	\$50,688	\$45,897
UNEMPLOYMENT RATE: (SEPTEMBER 2022) ²	3%	3%

WORKING AGE POPULATION ¹ Age 25 and Over by Educational Attainment		
	BRISTOL	RI
NO HIGH SCHOOL DIPLOMA	14%	11%
HIGH SCHOOL & EQUIVALENT	20%	28%
SOME COLLEGE	19%	18%
ASSOCIATE	6%	8%
BACHELOR'S +	41%	35%

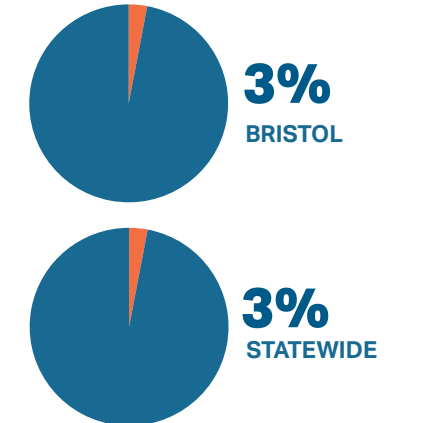
EDUCATION ATTAINMENT BY RACE/ETHNICITY ¹ Bristol Population (Age 25 and Over) by Educational Attainment and Race														
	AM. IND/AK NATIVE		ASIAN		BLACK/AFRICAN AMER.		NAT.HAW/OTHER P.I.		SOME OTHER RACE		TWO OR MORE RACES		WHITE	
	BR	RI	BR	RI	BR	RI	BR	RI	BR	RI	BR	RI	BR	RI
NO HIGH SCHOOL DIPLOMA	0%	25%	0%	11%	10%	15%	0%	1%	4%	34%	3%	12%	14%	9%
HS GRAD & EQUIVALENT	25%	39%	11%	18%	0%	31%	0%	37%	0%	33%	17%	33%	21%	28%
SOME COLLEGE OR ASSOCIATE DEGREE	75%	20%	64%	17%	54%	30%	0%	29%	51%	20%	50%	29%	23%	27%
BACHELOR'S +	0%	15%	25%	54%	35%	24%	0%	32%	46%	13%	30%	26%	41%	37%

HISPANIC/LATINX POPULATIONS ¹ Age 25 and Over by Educational Attainment		
	BRISTOL	RI
NO HIGH SCHOOL DIPLOMA	19%	25%
HIGH SCHOOL & EQUIVALENT	13%	37%
SOME COLLEGE OR ASSOCIATE DEGREE	4%	22%
BACHELOR'S +	64%	16%

FAFSA COMPLETION RATES³
Through June 30, 2022



UNEMPLOYMENT RATES²
Through September, 2022



MEDIAN EARNINGS¹
Educational Attainment Age 25 and Over

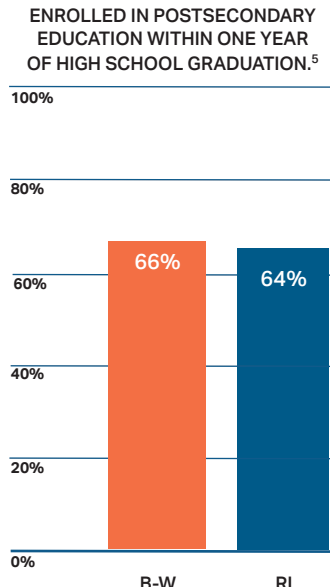
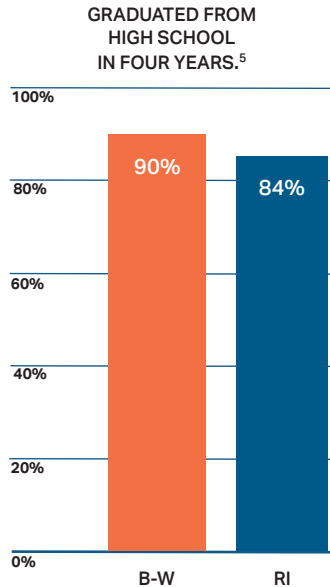
	BRISTOL	RI
NO HIGH SCHOOL DIPLOMA	\$29,750	\$28,970
HIGH SCHOOL & EQUIVALENT	\$36,133	\$36,472
SOME COLLEGE OR ASSOCIATE DEGREE	\$48,347	\$41,289
BACHELOR'S +	\$52,164	\$57,066
GRADUATE/ PROFESSIONAL	\$83,410	\$76,987

POSTSECONDARY EDUCATION TRANSITION⁴ R.I. STATE SCHOLARSHIPS⁴ R.I. PROMISE⁶

5,538 RHODE ISLAND HIGH SCHOOL STUDENTS ENROLLED IN A DUAL AND/OR CONCURRENT COURSE. OF THOSE, **41 (1%) WERE BRISTOL-WARREN STUDENTS.**

\$9,595,000 IN SCHOLARSHIPS WERE AWARDED TO **7,574** STUDENTS AT RHODE ISLAND'S 3 PUBLIC AND 10 PRIVATE INSTITUTIONS OF HIGHER EDUCATION IN ACADEMIC YEAR 2021-22. **\$1,267** WAS THE AVERAGE AWARD.

CCRI ENROLLED **1,863 RI PROMISE II FIRST-TIME FIRST YEARS** IN FALL 2021. **55%** OF THE FALL 2020 COHORT RETURNED IN FALL 2021.



DATA SOURCES

- ¹ 2016-2020 American Community Survey 5-year Estimates Data Tables
- ² R.I. Department of Labor and Training Local Area Unemployment Statistics for September 2022
- ³ U.S. Department of Education's Office of Federal Student Aid
- ⁴ R.I. Office of the Postsecondary Commissioner
- ⁵ R.I. Department of Education 2020-2021 District Report Cards (graduation rates and postsecondary enrollment is based on 2019-2020 public high school graduates)
- ⁶ Community College of Rhode Island Fall 2021 Promise Report to the Commissioner of Postsecondary Education