



RI

Office of the Postsecondary Commissioner

Postsecondary Attainment Profile

WEST WARWICK, RI

TOWN SNAPSHOT		
	WEST WARWICK	RI
WORKING-AGE POPULATION (AGE 25 - 54) ¹	16,391	558,884
ATTAINMENT RATE: ASSOCIATE DEGREE OR HIGHER (AGE 25 YEARS & OVER) ¹	35%	43%
MEDIAN EARNINGS (AGE 25 YEARS & OVER) ¹	\$43,523	\$45,897
UNEMPLOYMENT RATE: (SEPTEMBER 2022) ²	3%	3%

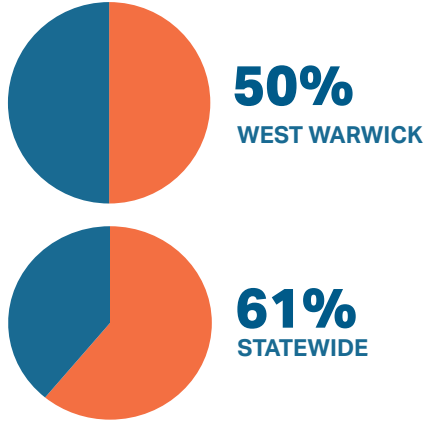
WORKING AGE POPULATION ¹ Age 25 and Over by Educational Attainment		
	WEST WARWICK	RI
NO HIGH SCHOOL DIPLOMA	9%	11%
HIGH SCHOOL & EQUIVALENT	35%	28%
SOME COLLEGE	21%	18%
ASSOCIATE	11%	8%
BACHELOR'S +	24%	35%

EDUCATION ATTAINMENT BY RACE/ETHNICITY ¹ West Warwick Population (Age 25 and Over) by Educational Attainment and Race														
	AM. IND/AK NATIVE		ASIAN		BLACK/ AFRICAN AMER.		NAT.HAW/ OTHER P.I.		SOME OTHER RACE		TWO OR MORE RACES		WHITE	
	WW	RI	WW	RI	WW	RI	WW	RI	WW	RI	WW	RI	WW	RI
NO HIGH SCHOOL DIPLOMA	0%	25%	15%	11%	18%	15%	0%	1%	10%	34%	0%	12%	9%	9%
HS GRAD & EQUIVALENT	0%	39%	13%	18%	11%	31%	0%	37%	50%	33%	50%	33%	35%	28%
SOME COLLEGE OR ASSOCIATE DEGREE	47%	20%	15%	17%	53%	30%	0%	29%	0%	20%	32%	29%	33%	27%
BACHELOR'S +	53%	15%	58%	54%	18%	24%	0%	32%	40%	13%	19%	26%	23%	37%

HISPANIC/LATINX POPULATIONS ¹ Age 25 and Over by Educational Attainment		
	WW	RI
NO HIGH SCHOOL DIPLOMA	12%	25%
HIGH SCHOOL & EQUIVALENT	52%	37%
SOME COLLEGE OR ASSOCIATE DEGREE	10%	22%
BACHELOR'S +	26%	16%

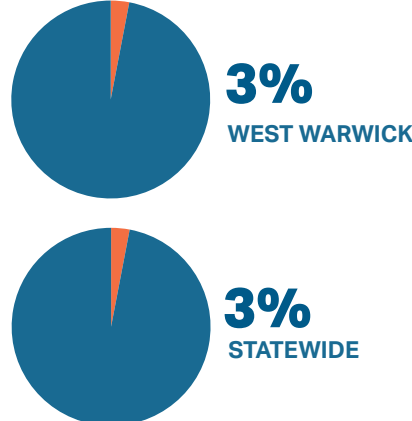
**FAFSA COMPLETION
RATES³**

Through June 30, 2022



**UNEMPLOYMENT
RATES²**

Through September, 2022



MEDIAN EARNINGS¹

Educational Attainment Age 25 and Over

	WW	RI
NO HIGH SCHOOL DIPLOMA	\$40,861	\$28,970
HIGH SCHOOL & EQUIVALENT	\$34,725	\$36,472
SOME COLLEGE OR ASSOCIATE DEGREE	\$38,519	\$41,289
BACHELOR'S +	\$56,349	\$57,066
GRADUATE/ PROFESSIONAL	\$71,348	\$76,987

**POSTSECONDARY
EDUCATION TRANSITION⁴**

**5,538 RHODE ISLAND
HIGH SCHOOL STUDENTS**
ENROLLED IN A DUAL
AND/OR CONCURRENT COURSE.
OF THOSE,
**209 (4%) WERE
WEST WARWICK
STUDENTS.**

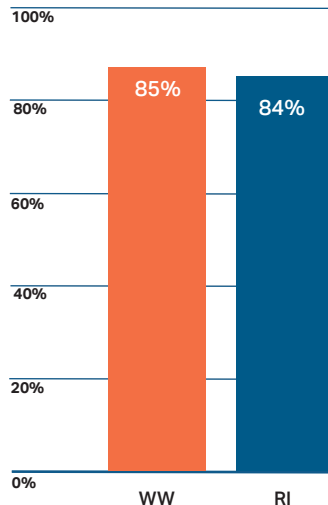
R.I. STATE SCHOLARSHIPS⁴

\$9,595,000
IN SCHOLARSHIPS WERE AWARDED TO
7,574
STUDENTS AT RHODE ISLAND'S 3 PUBLIC
AND 10 PRIVATE INSTITUTIONS OF
HIGHER EDUCATION IN ACADEMIC YEAR 2021-22
\$1,267
WAS THE AVERAGE AWARD.

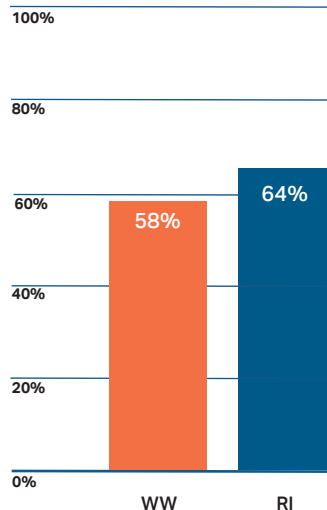
R.I. PROMISE⁶

CCRI ENROLLED
**1,863 RI PROMISE II
FIRST-TIME FIRST YEARS**
IN FALL 2021
55%
OF THE FALL 2020 COHORT
RETURNED IN FALL 2021.

GRADUATED FROM
HIGH SCHOOL
IN FOUR YEARS.⁵



ENROLLED IN POSTSECONDARY
EDUCATION WITHIN ONE YEAR
OF HIGH SCHOOL GRADUATION.⁵



DATA SOURCES

¹ 2016-2020 American Community Survey 5-year Estimates Data Tables

² R.I. Department of Labor and Training Local Area Unemployment Statistics for September 2022

³ U.S. Department of Education's Office of Federal Student Aid

⁴ R.I. Office of the Postsecondary Commissioner

⁵ R.I. Department of Education 2020-2021 District Report Cards (graduation rates and postsecondary enrollment is based on 2019-2020 public high school graduates)

⁶ Community College of Rhode Island Fall 2021 Promise Report to the Commissioner of Postsecondary Education